

**index to drawings**

**ARCHITECTURAL:**

- A-1 Site Plan & Details.
- A-2 General Notes & Details.
- A-3 Partial Floor Plan, East Half.
- A-4 Partial Floor Plan, West Half.
- A-5 Roof Plan & Details.
- A-6 Partial Roof Framing Plan, East Half.
- A-7 Partial Roof Framing Plan, West Half.
- A-8 Partial Raftered Ceiling Plan, East Half.
- A-9 Partial Raftered Ceiling Plan, West Half.
- A-10 Large Toilet, Plans & Details.
- A-11 Large Scale Stair Plans & Details.
- A-12 Large Scale Stair Plans & Details.

**STRUCTURAL:**

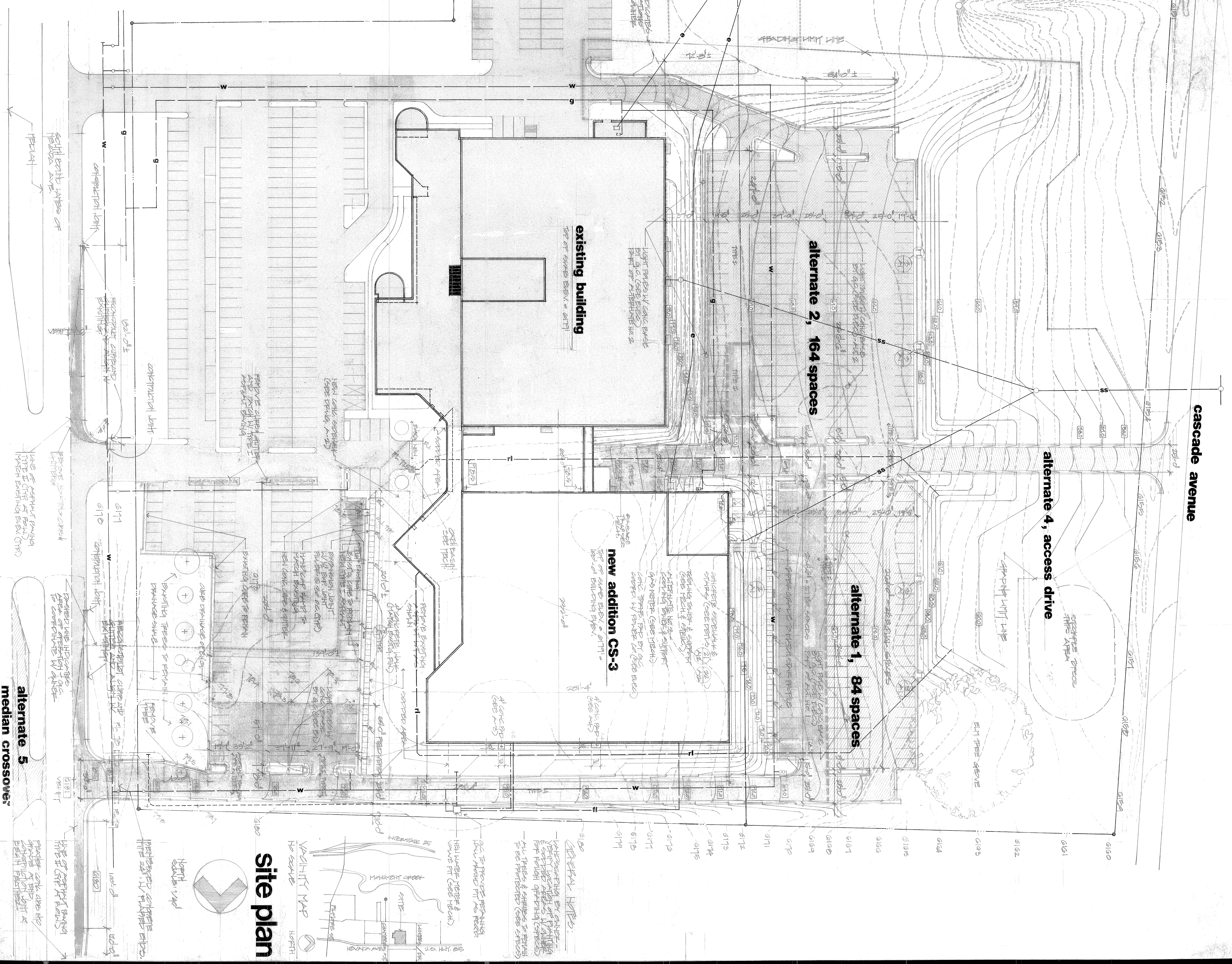
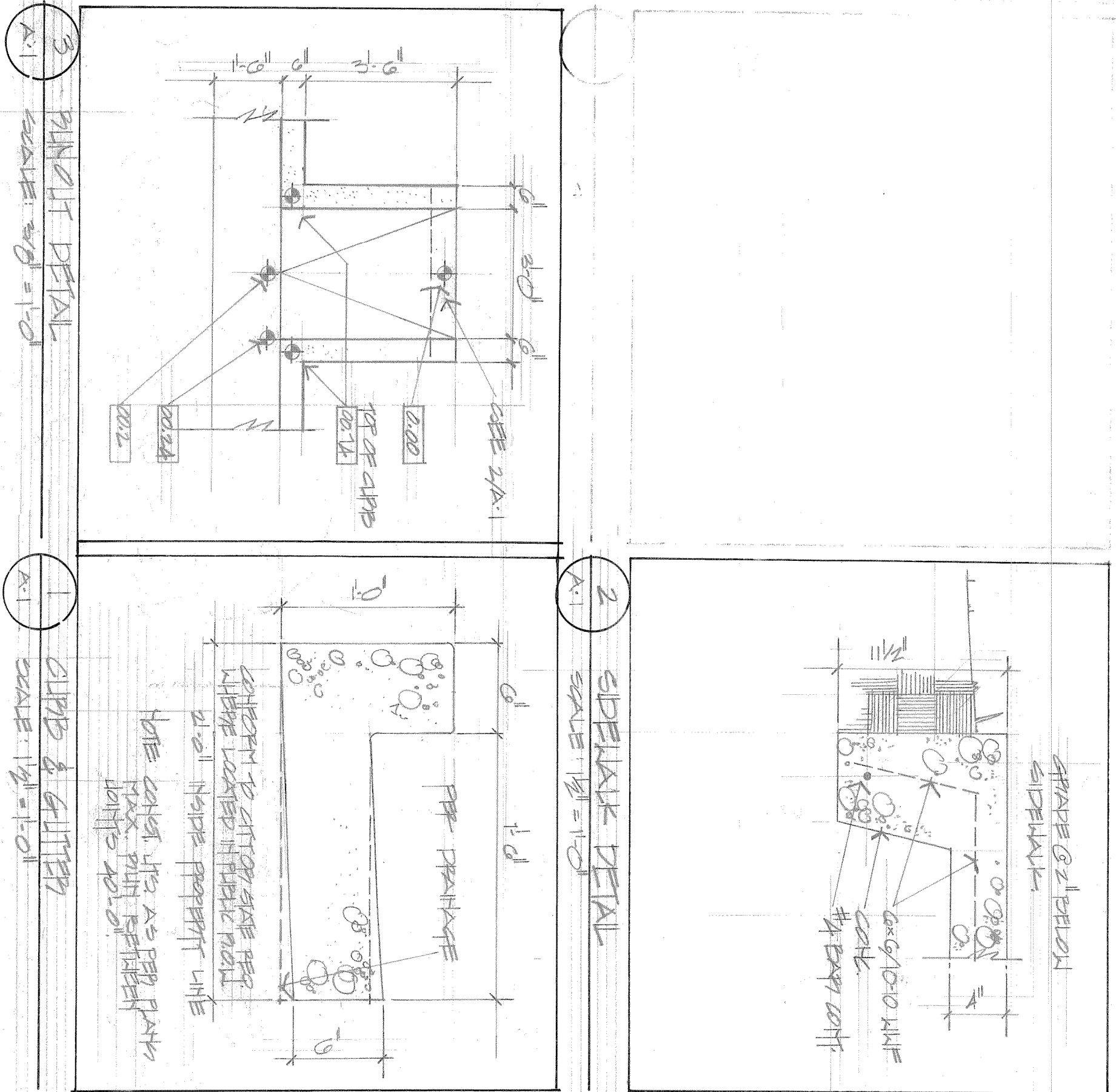
- S-1 Partial Foundation Plan, East Half.
- S-2 Partial Foundation Plan, West Half.
- S-3 Partial Foundation Plan, East Half.
- S-4 Partial Foundation Plan, West Half.
- S-5 Partial Foundation Plan, East Half.
- S-6 Partial Foundation Plan, West Half.
- S-7 Details.
- S-8 Details.
- S-9 Details.
- S-10 General Notes & Details.

**MECHANICAL:**

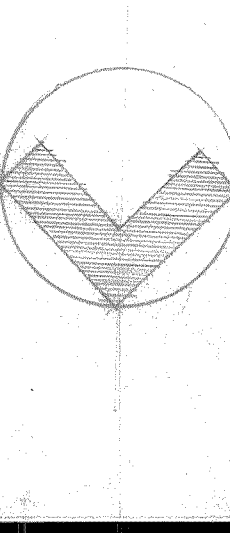
- M-1 Site Utilities Plan & Site Details.
- M-2 Partial Floor Plan HVAC, East Half.
- M-3 Partial Floor Plan HVAC, West Half.
- M-4 Partial Floor Plan HVAC, East Half.
- M-5 Partial Floor Plan HVAC, West Half.
- M-6 Floor Plan Plumbing, East Half.
- M-7 Floor Plan Plumbing, West Half.
- M-8 Details & Schedules.

**ELECTRICAL:**


- E-1 Site Plan & Primary Power Details.
- E-2 Lighting Plan, East Half.
- E-3 Lighting Plan, West Half.
- E-4 Power & Signal Plan, East Half.
- E-5 Power & Signal Plan, West Half.
- E-6 Large Scale Kitchen Plan & One Line Diagram.
- E-7 Fixture Schedule & Symbol List & Fire Diagram.
- E-8 Floor Plan Alternative 5.



**site plan**



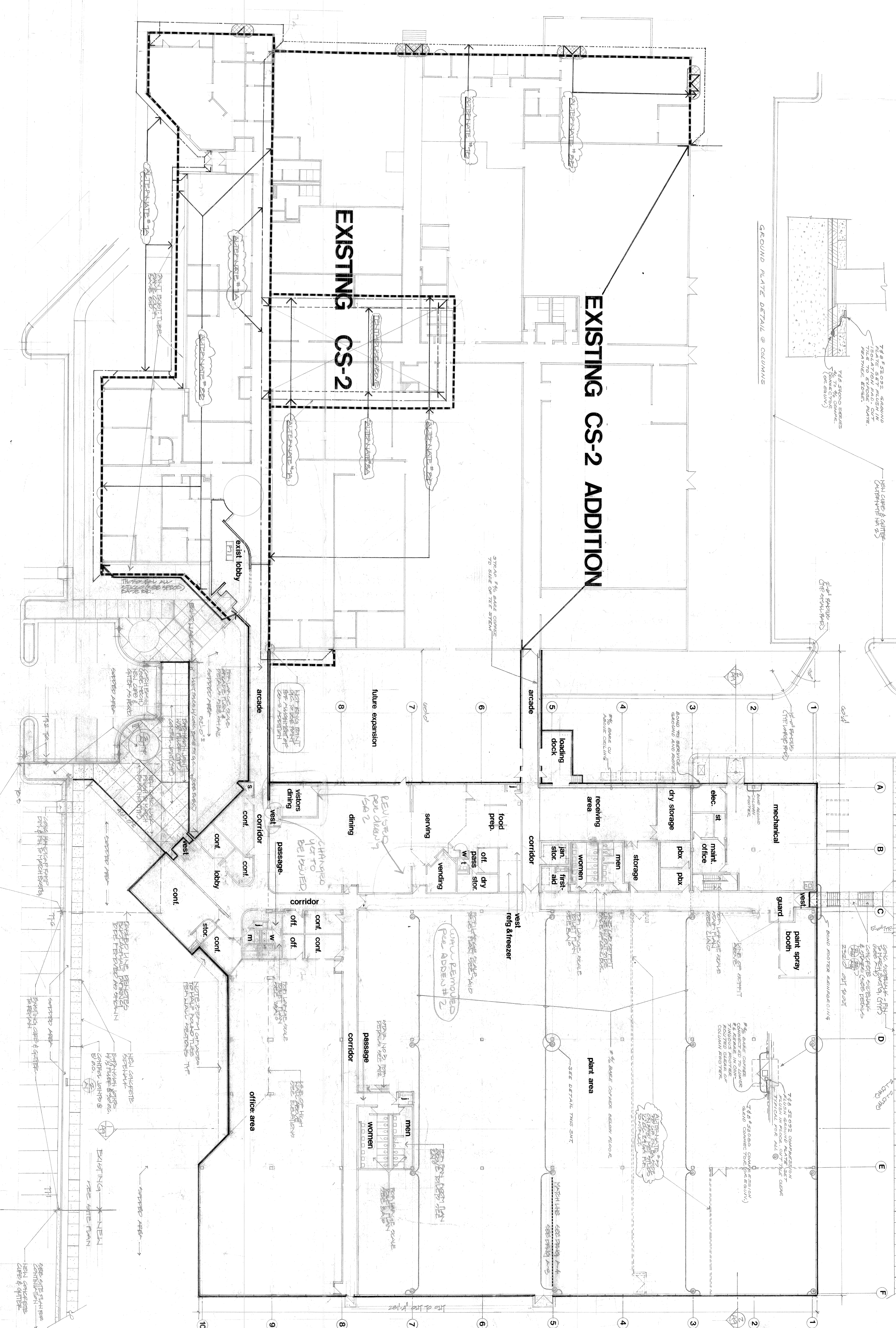
john wallace & associates  
 architects a.i.a.  
 102 north cascade avenue, 300  
 colorado springs, colorado 80903  
 telephone 303-632-2623



**TRW CS-3**  
 3650 north nevada avenue  
 colorado springs, colorado 80907

drawing title:  
 drawn: [signature]  
 checked: [signature]  
 issued: [signature]  
 revised:  
 jwwa 7904  
 drawing a1  
 of 12





composite plan



**TRW CS-3**  
 3650 north nevada avenue  
 colorado springs, colorado 80907





1 PARTIAL FLOOR PLAN  
2

Partial Floor Plan

<p><b>a3</b> drawing of 12</p>	<p>drawn: [Name]</p>	<p>john james wallace &amp; associates architects a.i.a. 102 north cascade avenue, 300 colorado springs, colorado 80903 telephone 303-632-2623</p>		<p><b>TRW CS-3</b> 3650 north nevada avenue colorado springs, colorado 80907</p>
	<p>checked: [Name]</p>			






NOTE: 1' = 25 EQUAL SPACES FOR CONTINUATION SEE NOTE PLAN A11

Partial Floor Plan

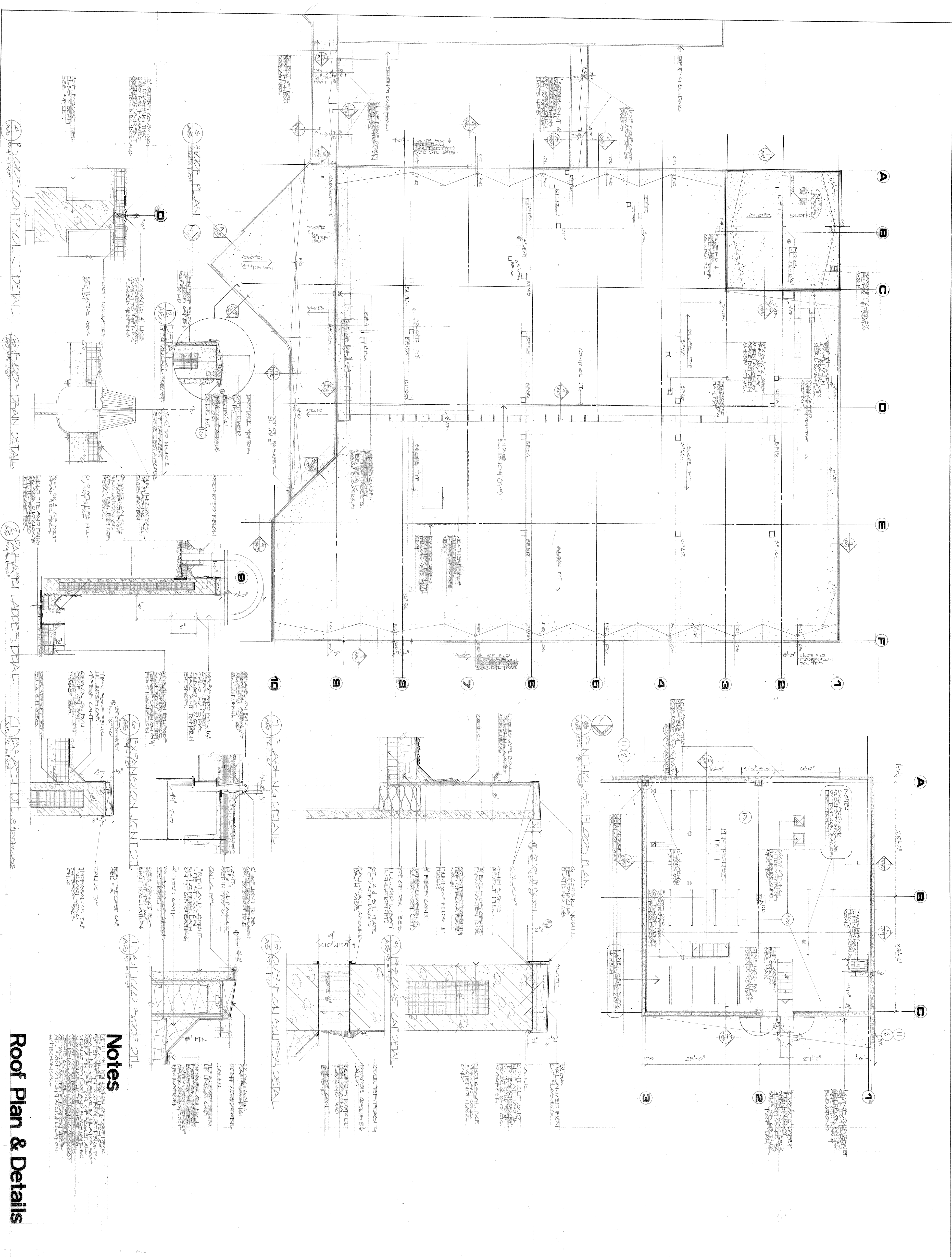
drawing title: *Partial Floor Plan*  
 drawn: *LRM*  
 checked: *LRM*  
 issued: *01/19/01*  
 revised: *01/19/01*  
 jwwa 7904  
 drawing a4 of 12

john james wallace & associates  
 architects a.i.a.  
 102 north cascade avenue, 300  
 colorado springs, colorado 80903  
 telephone 303-632-2623



**TRW CS-3**  
 3650 north nevada avenue  
 colorado springs, colorado 80907





Roof Plan & Details

Notes

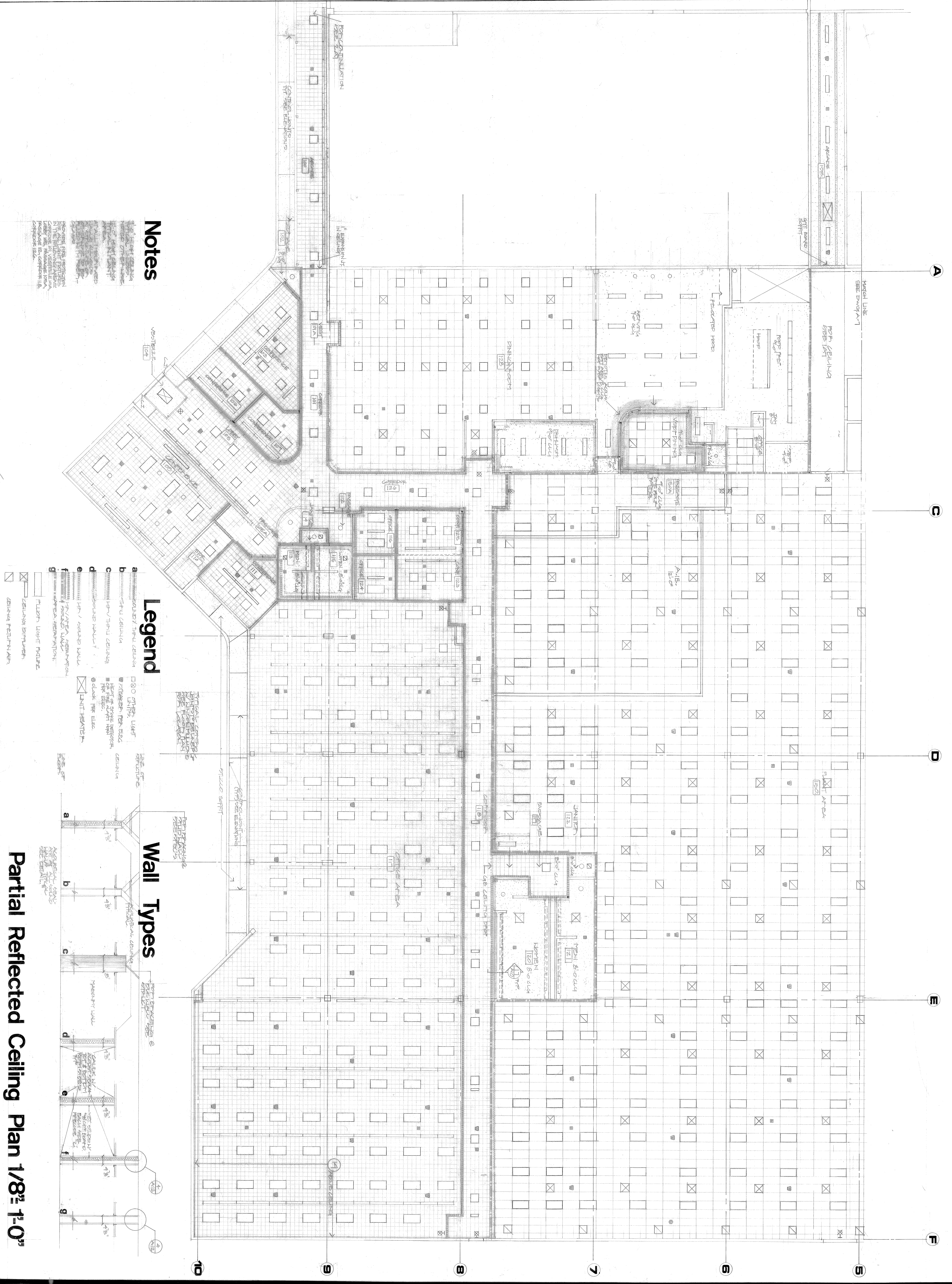
1. THE ROOF SHALL BE CONSTRUCTED AS SHOWN ON THESE DRAWINGS.  
 2. ALL ROOFING MATERIALS SHALL BE INSTALLED IN ACCORDANCE WITH THE MANUFACTURER'S RECOMMENDATIONS.  
 3. THE ROOF SHALL BE MAINTAINED FREE OF DEBRIS AND WATER AT ALL TIMES.  
 4. THE ROOF SHALL BE INSULATED AS SHOWN ON THESE DRAWINGS.  
 5. THE ROOF SHALL BE FLASHED AT ALL PENETRATIONS AND PARAPETS AS SHOWN ON THESE DRAWINGS.  
 6. THE ROOF SHALL BE DRAINAGE AS SHOWN ON THESE DRAWINGS.  
 7. THE ROOF SHALL BE PROTECTED BY A PROTECTIVE COURSE AS SHOWN ON THESE DRAWINGS.  
 8. THE ROOF SHALL BE MAINTAINED FREE OF DEBRIS AND WATER AT ALL TIMES.  
 9. THE ROOF SHALL BE MAINTAINED FREE OF DEBRIS AND WATER AT ALL TIMES.  
 10. THE ROOF SHALL BE MAINTAINED FREE OF DEBRIS AND WATER AT ALL TIMES.  
 11. THE ROOF SHALL BE MAINTAINED FREE OF DEBRIS AND WATER AT ALL TIMES.  
 12. THE ROOF SHALL BE MAINTAINED FREE OF DEBRIS AND WATER AT ALL TIMES.

John James Wallace & Associates  
 architects a.i.a.  
 102 North Cascade Avenue, 300  
 Colorado Springs, Colorado 80903  
 telephone 303-632-2623

drawing title:  
 drawn by:  
 checked by:  
 issued by:  
 revised by:

**TRW CS-3**  
 3650 North Nevada Avenue  
 Colorado Springs, Colorado 80907





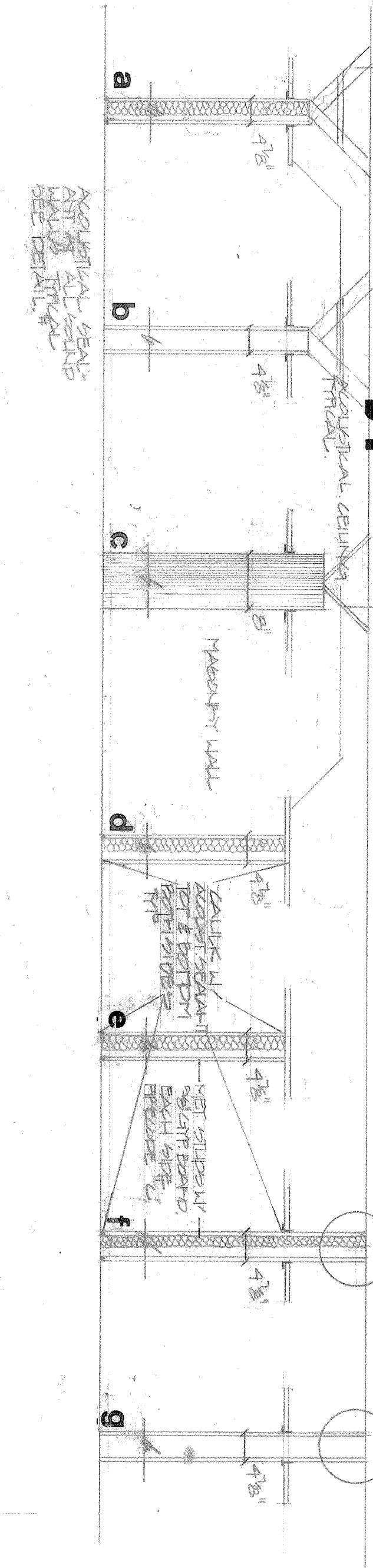
### Notes

PROVIDE FIRE PROTECTION FOR ALL LIGHT FIXTURES AND CEILING LIGHT FIXTURES. SEE SPECIFICATIONS FOR LIGHT FIXTURES. SEE SPECIFICATIONS FOR CEILING LIGHT FIXTURES. SEE SPECIFICATIONS FOR CEILING LIGHT FIXTURES. SEE SPECIFICATIONS FOR CEILING LIGHT FIXTURES.

### Legend

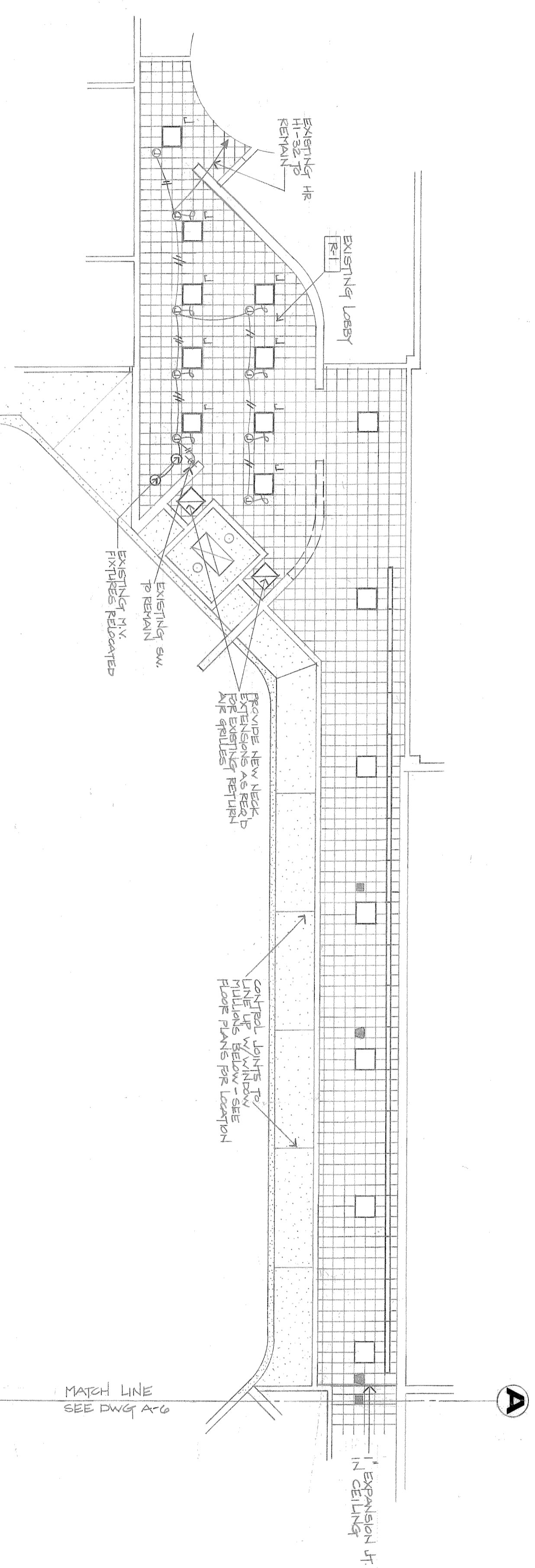
- a. 080 CHINA LIGHT
- b. 080 CHINA LIGHT
- c. 080 CHINA LIGHT
- d. 080 CHINA LIGHT
- e. 080 CHINA LIGHT
- f. 080 CHINA LIGHT
- g. 080 CHINA LIGHT
- h. 080 CHINA LIGHT
- i. 080 CHINA LIGHT
- j. 080 CHINA LIGHT
- k. 080 CHINA LIGHT
- l. 080 CHINA LIGHT
- m. 080 CHINA LIGHT
- n. 080 CHINA LIGHT
- o. 080 CHINA LIGHT
- p. 080 CHINA LIGHT
- q. 080 CHINA LIGHT
- r. 080 CHINA LIGHT
- s. 080 CHINA LIGHT
- t. 080 CHINA LIGHT
- u. 080 CHINA LIGHT
- v. 080 CHINA LIGHT
- w. 080 CHINA LIGHT
- x. 080 CHINA LIGHT
- y. 080 CHINA LIGHT
- z. 080 CHINA LIGHT

### Wall Types




Partial Reflected Ceiling Plan 1/8" = 1'-0"





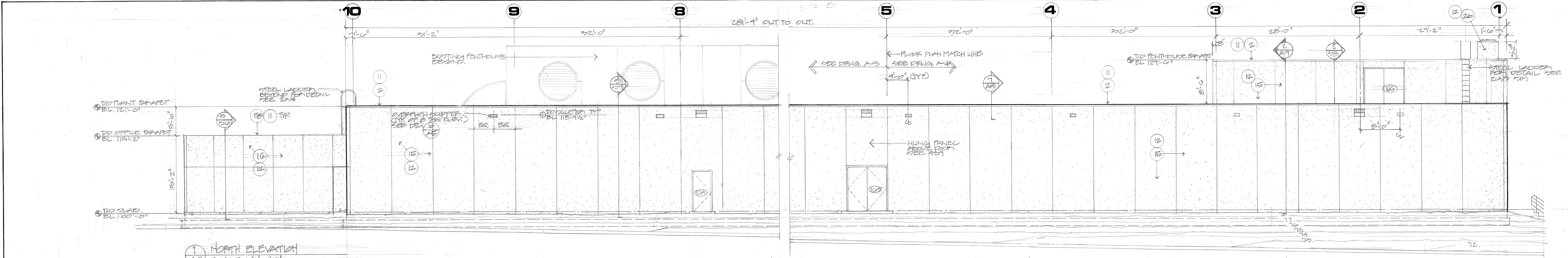
2 PARTIAL CEILING PLAN @ EXISTING LEBBY  
 A-1 SCALE: 1/8"=1'-0"



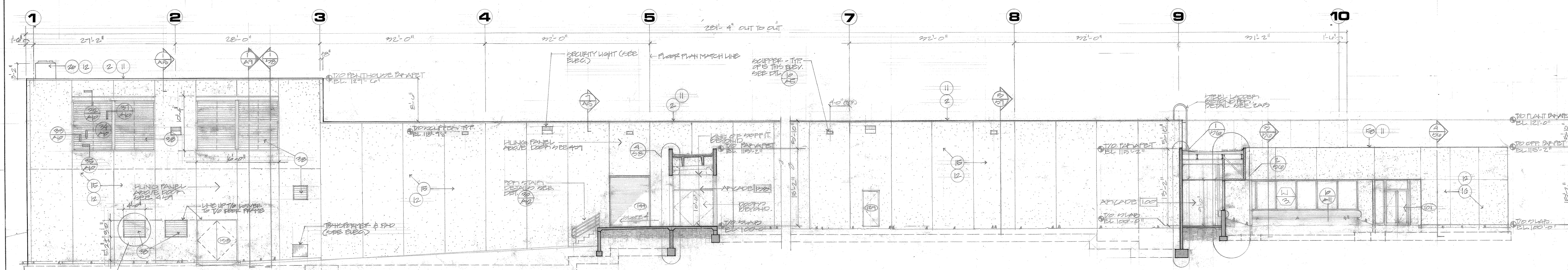
FOR NOTES, WALL TYPES & LEGENDS, SEE SHEET A-6

Partial Reflected Ceiling Plan 1/8-1-0"

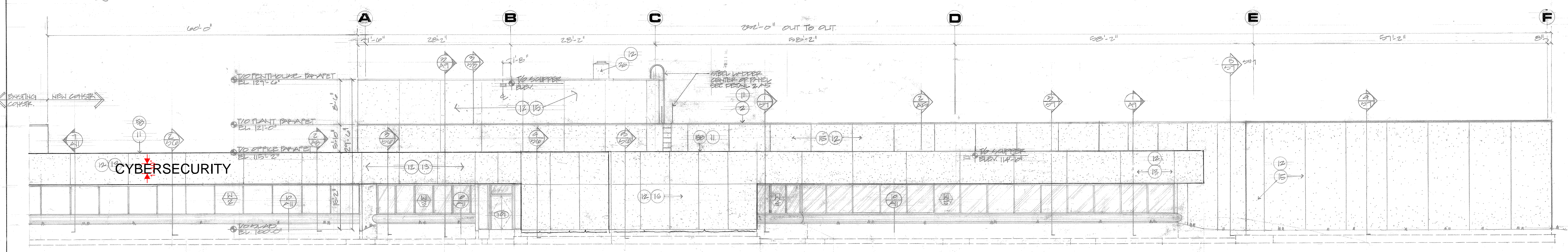




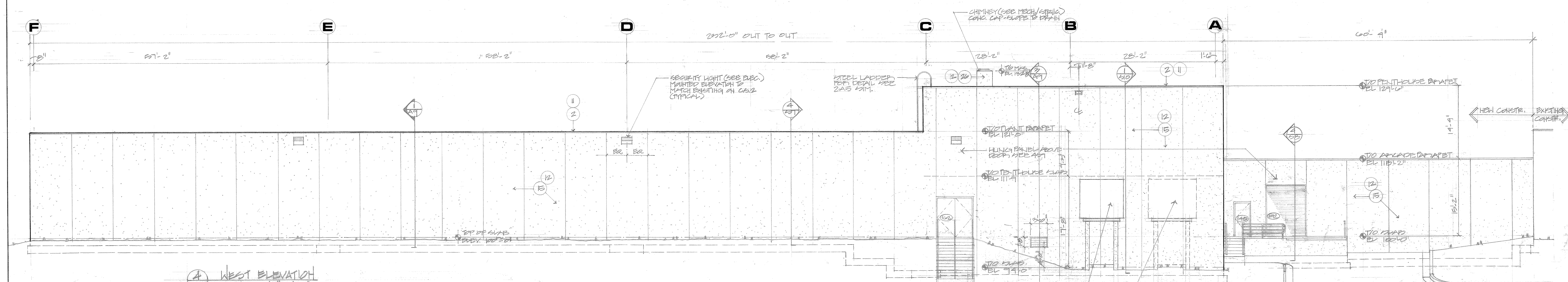
1 NORTH ELEVATION  
SCALE: 1/8" = 1'-0"



2 SOUTH ELEVATION  
SCALE: 1/8" = 1'-0"



3 EAST ELEVATION  
SCALE: 1/8" = 1'-0"



4 WEST ELEVATION  
SCALE: 1/8" = 1'-0"

Elevations

**TRW CS-3**  
3650 north nevada avenue  
colorado springs, colorado 80907

STATE OF COLORADO  
John James Wallace, Jr.  
B-280  
LICENSED ARCHITECT

John James Wallace & associates  
architects a.i.a.  
102 north cascade avenue, 300  
colorado springs, colorado 80903  
telephone 303-632-2623

drawing title:  
BUILDING ELEVATIONS

drawn:  
PD MS

checked:  
PJA

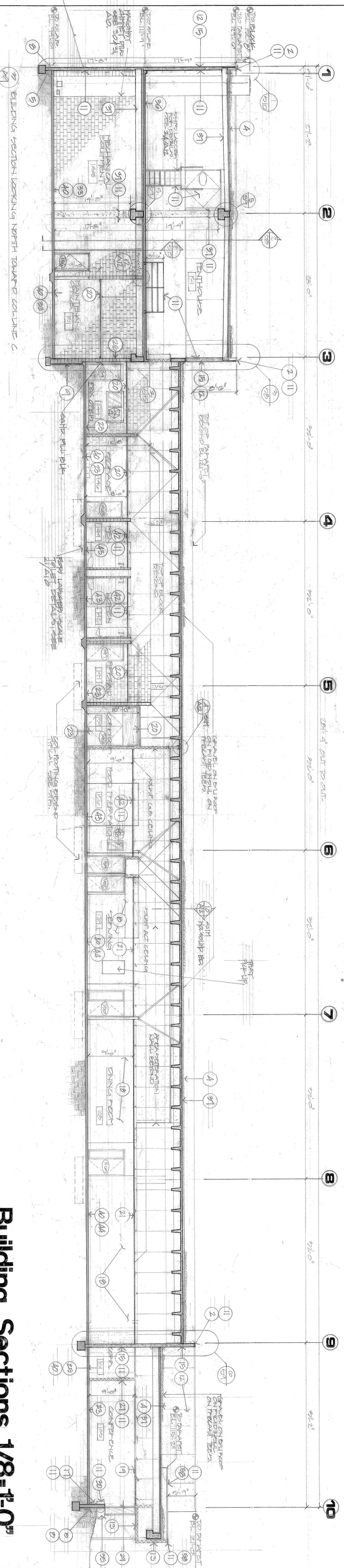
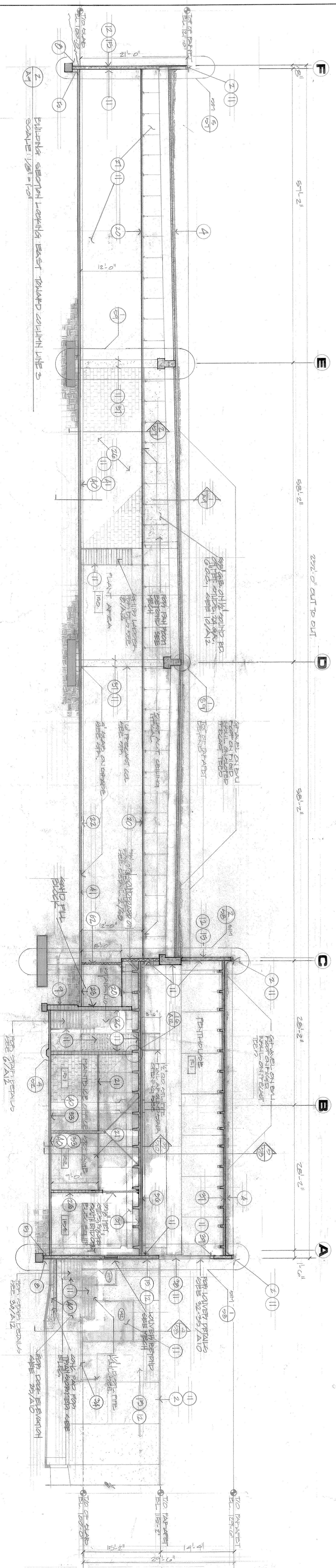
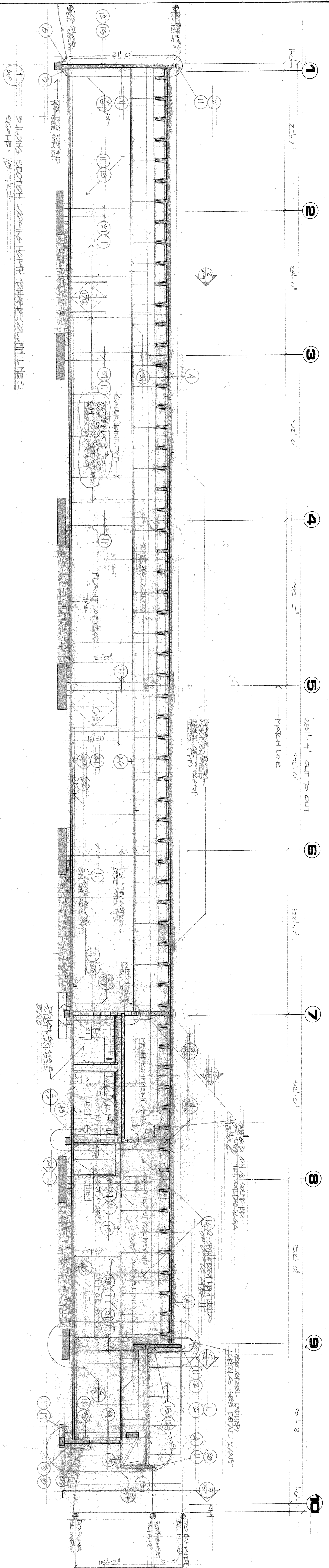
issued:  
01/01

revised:

jjwa 7904

drawing  
**a 8**  
of 12






**Building Sections 1/8-1'-0"**

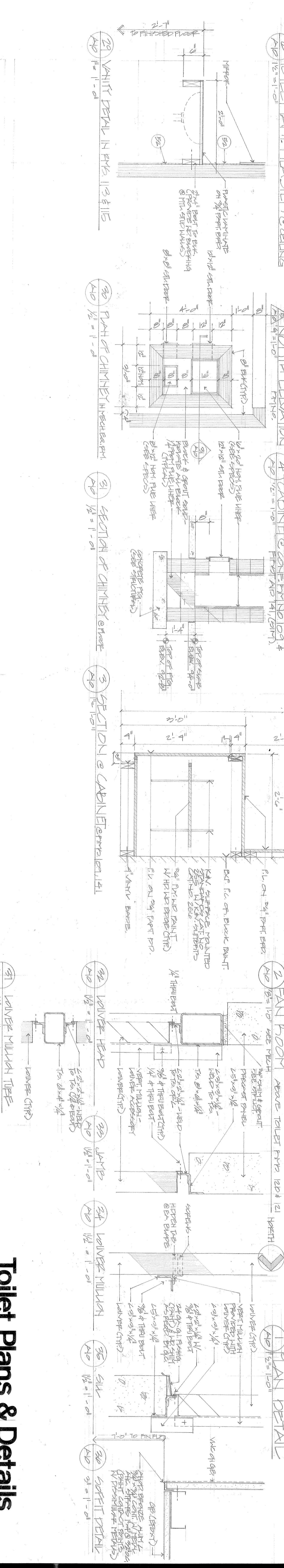
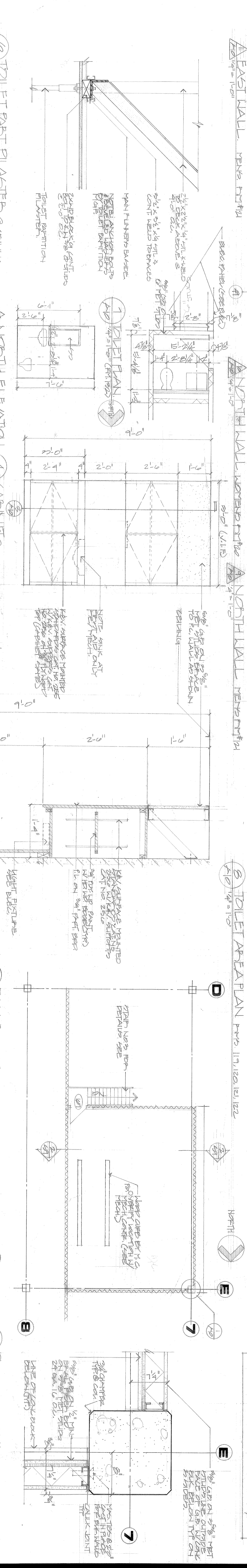
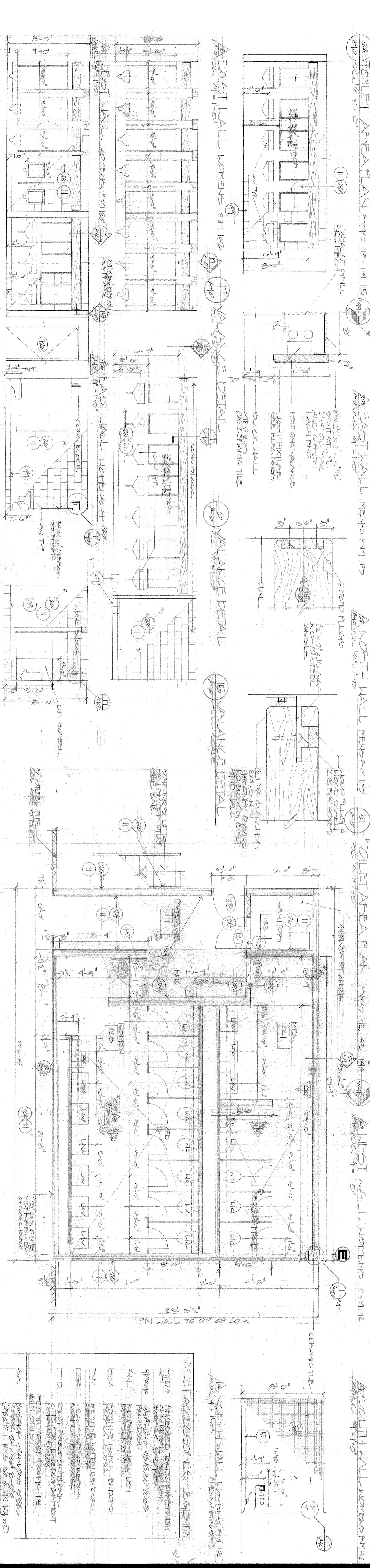
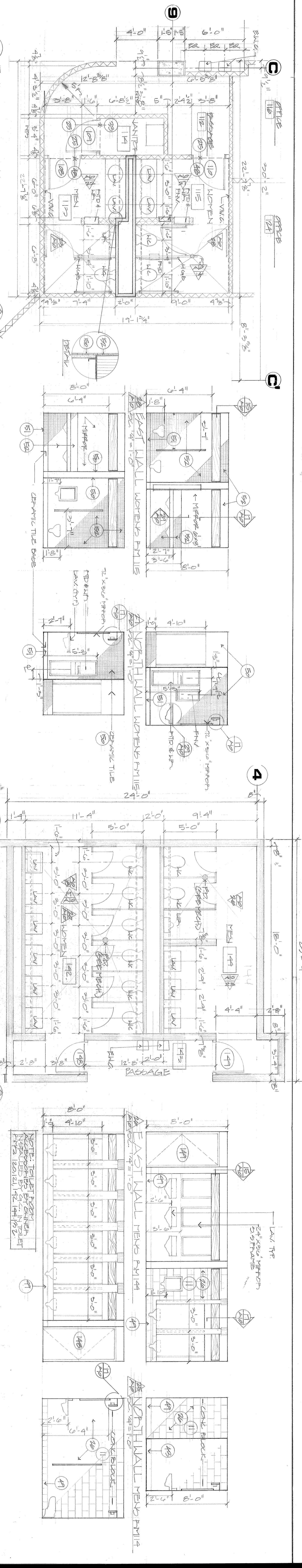
drawing title:  
 checked:  
 issued:  
 revised:  
 drawn:  
 jww  
 jww 7904  
 a9  
 of 12

john james wallace & associates  
 architects a.i.a.  
 102 north cascade avenue, 300  
 colorado springs, colorado 80903  
 telephone 303-632-2623



**TRW CS-3**  
 3650 north nevada avenue  
 colorado springs, colorado 80907





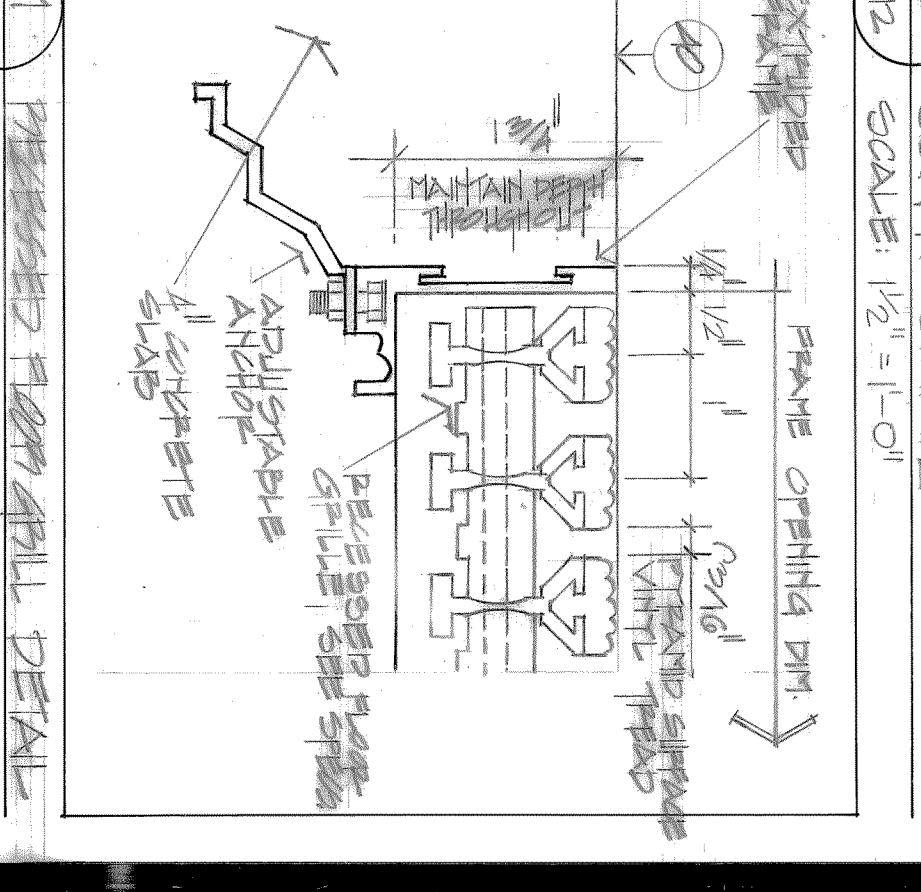
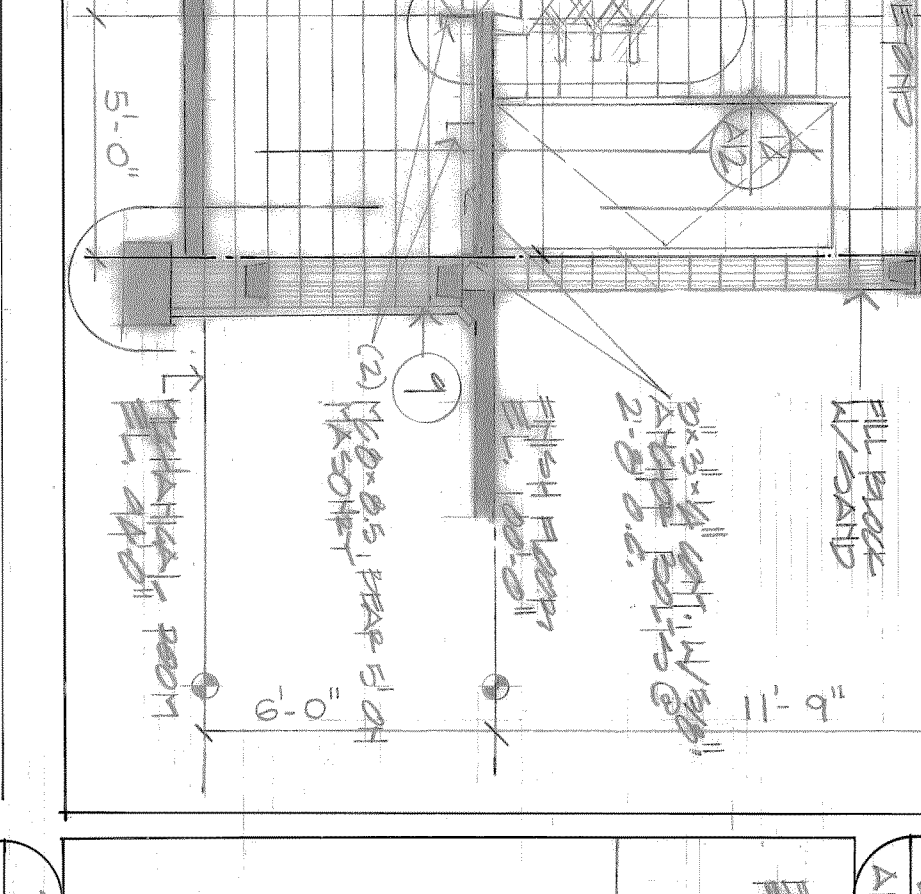
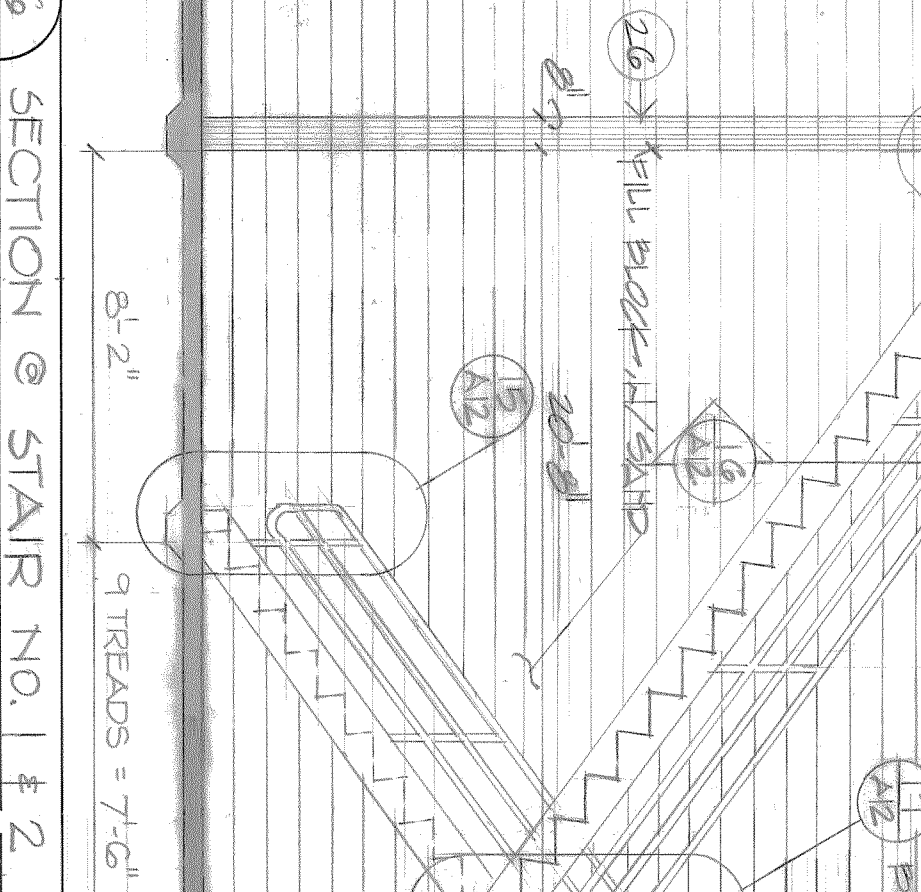
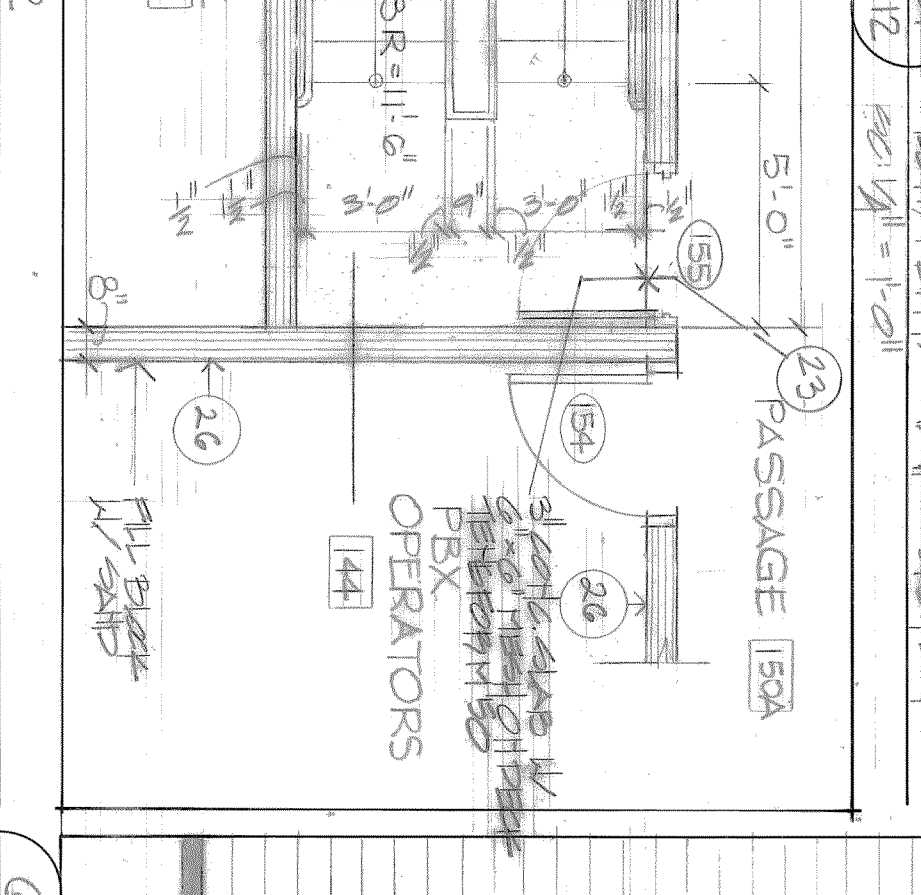
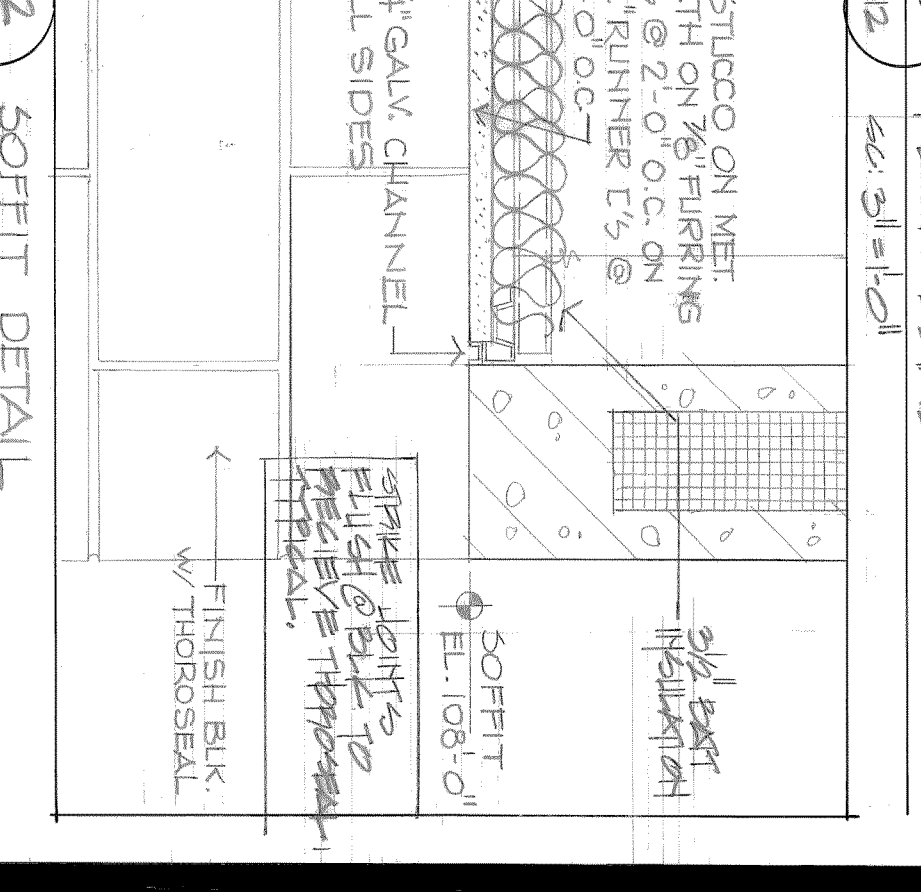
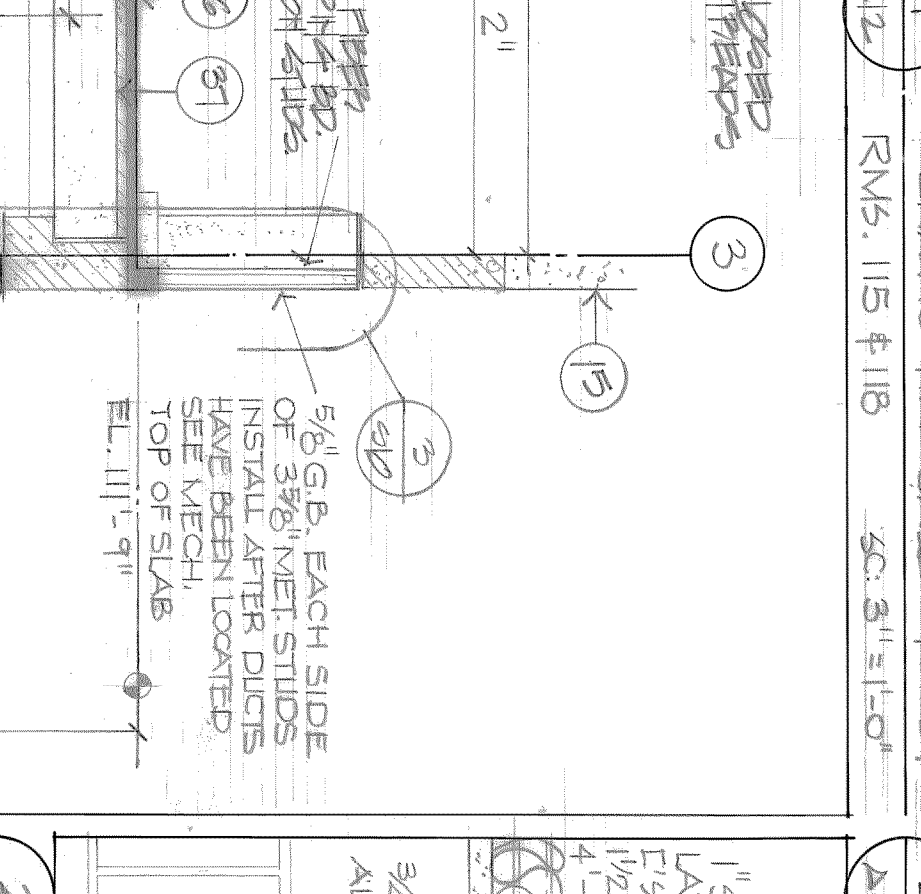
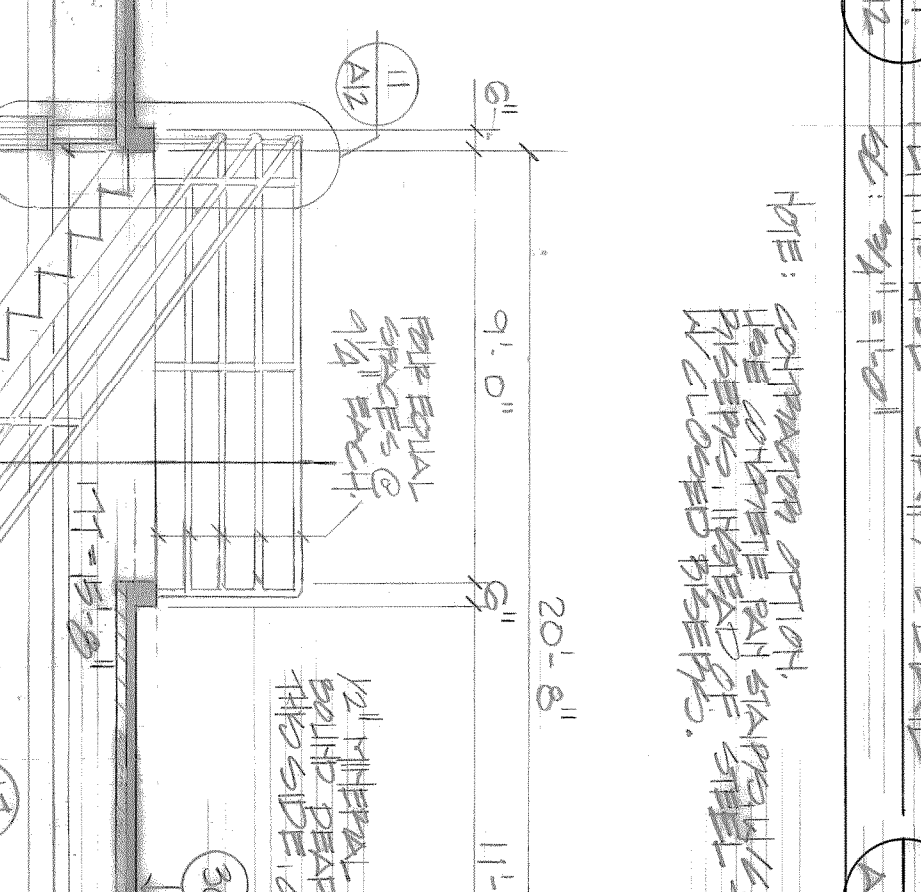
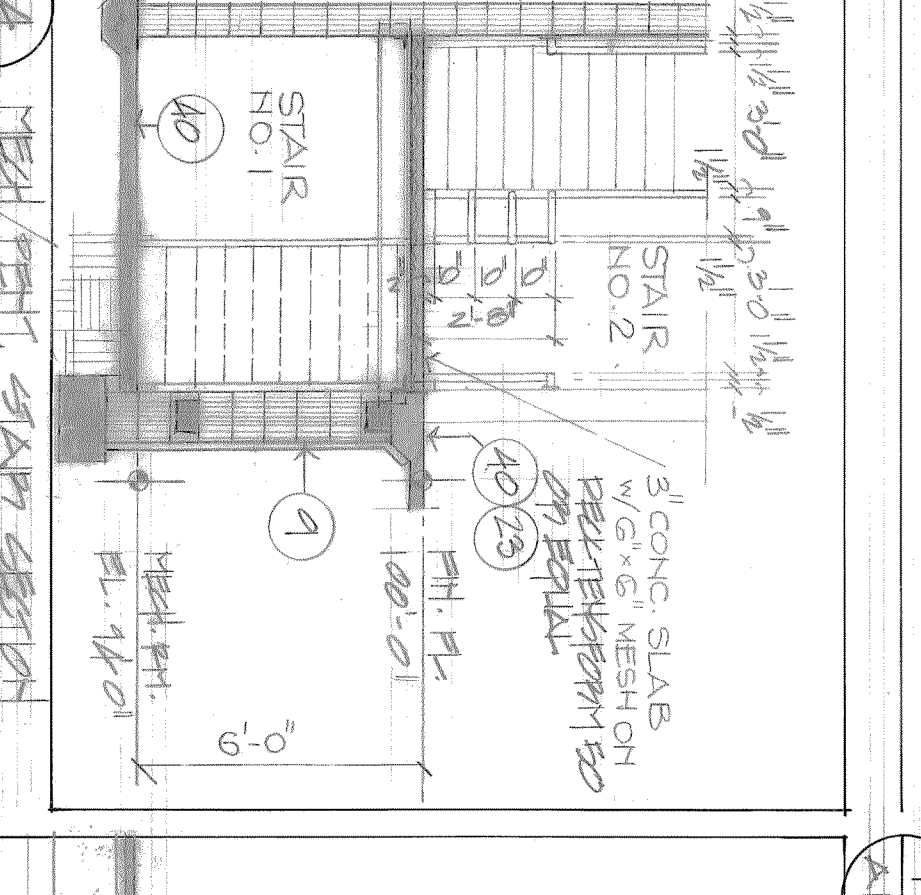
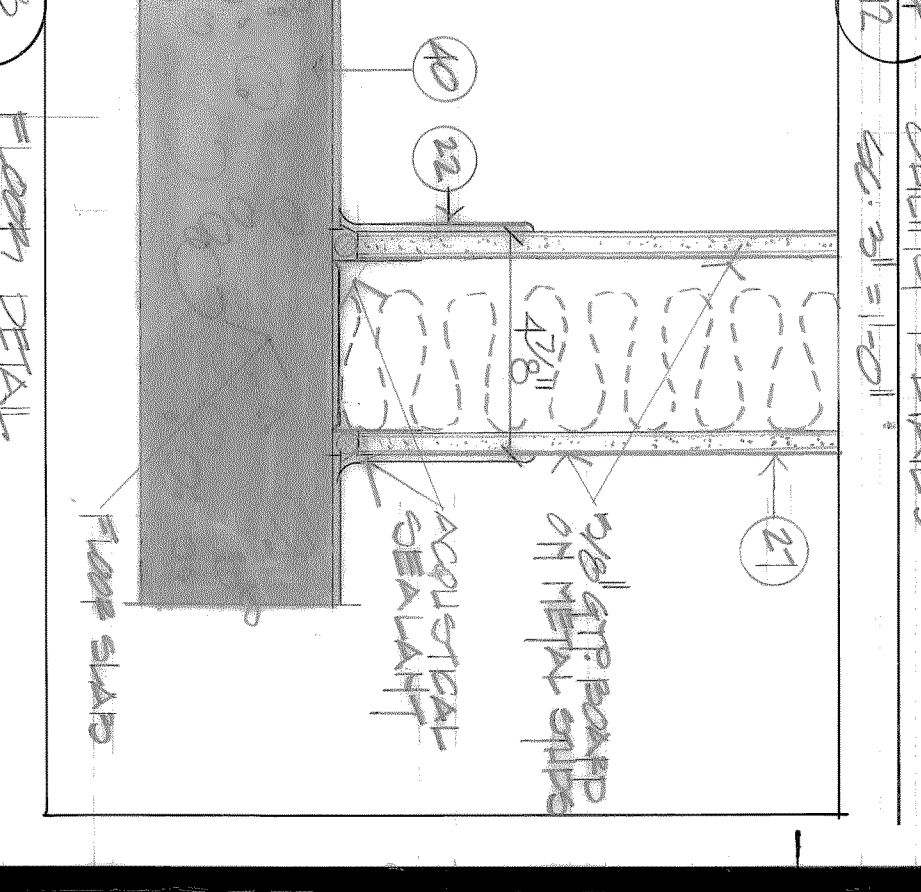
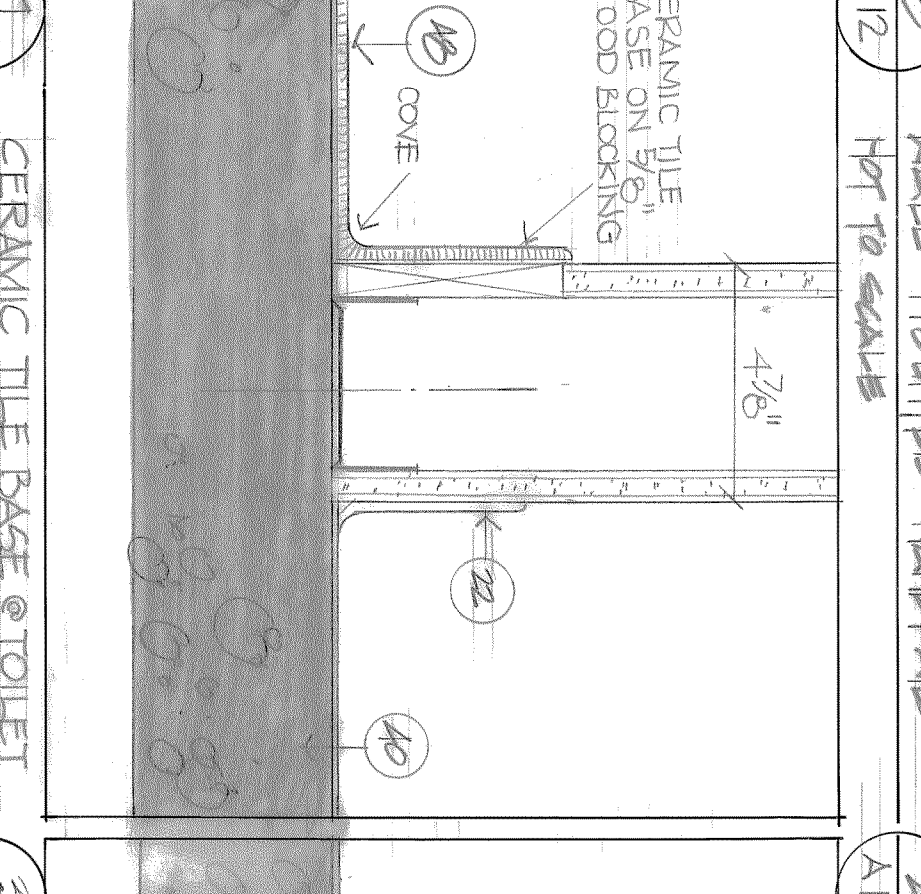
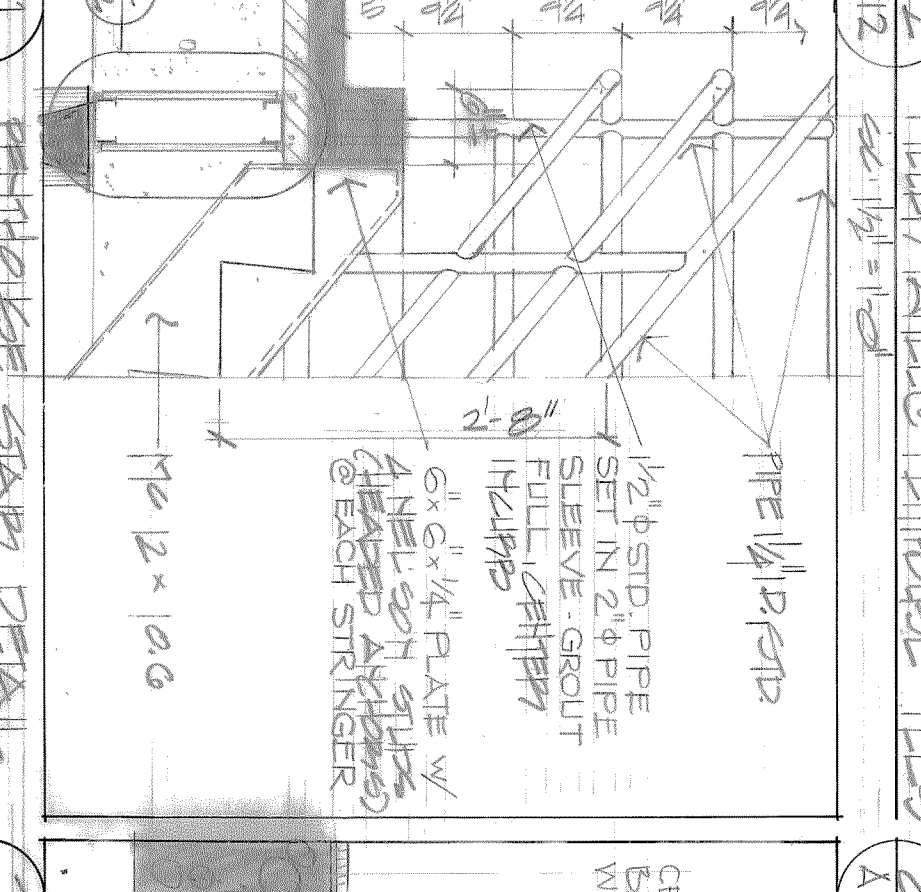
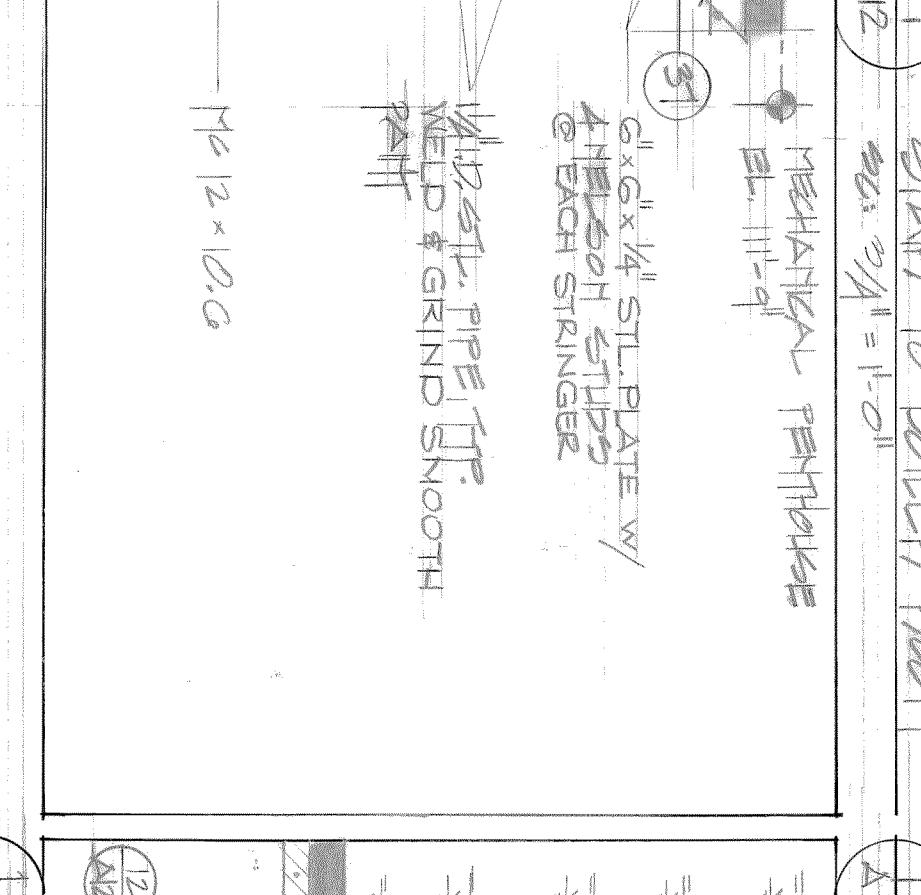
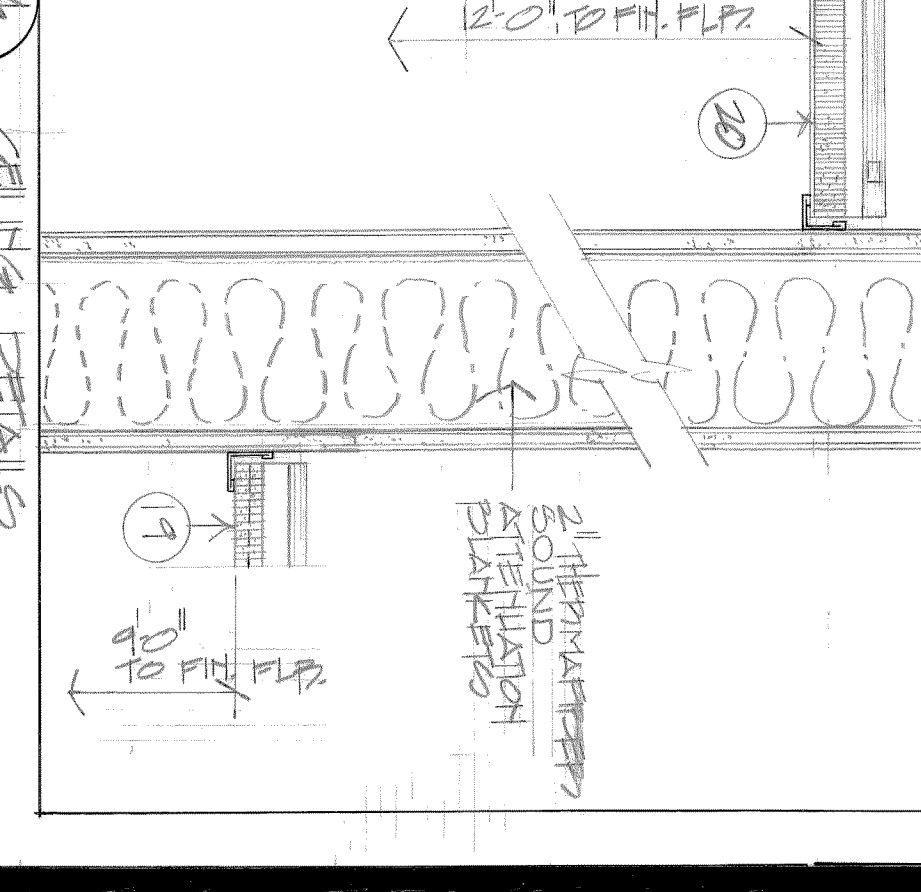
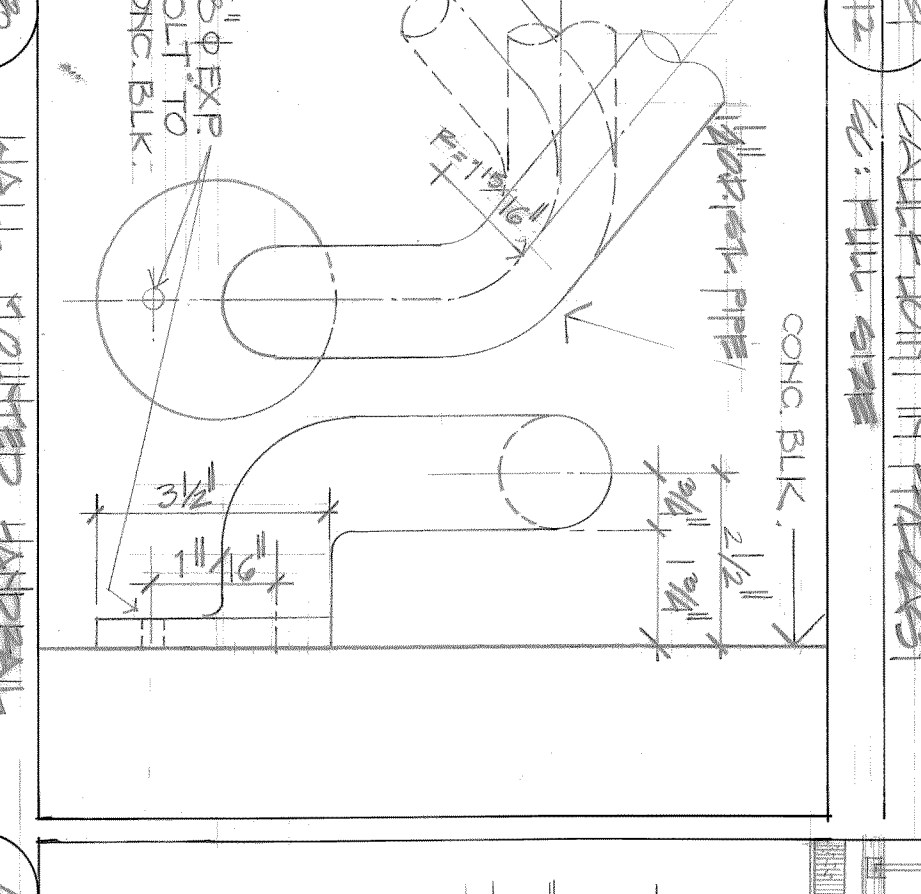
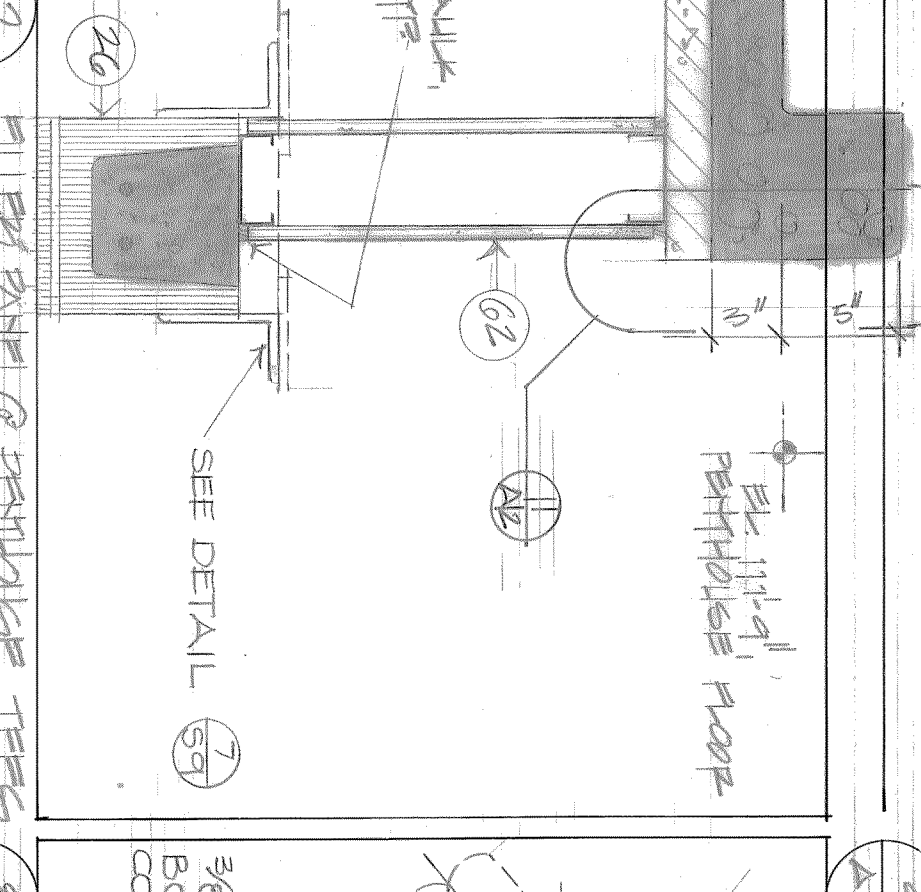
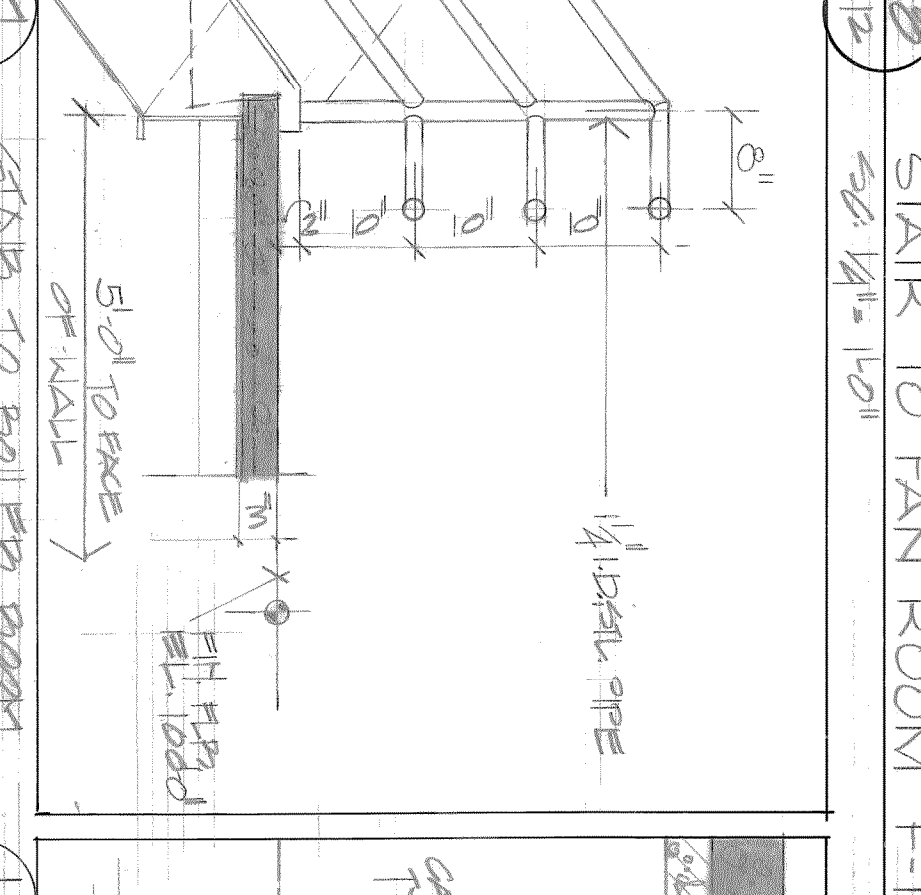
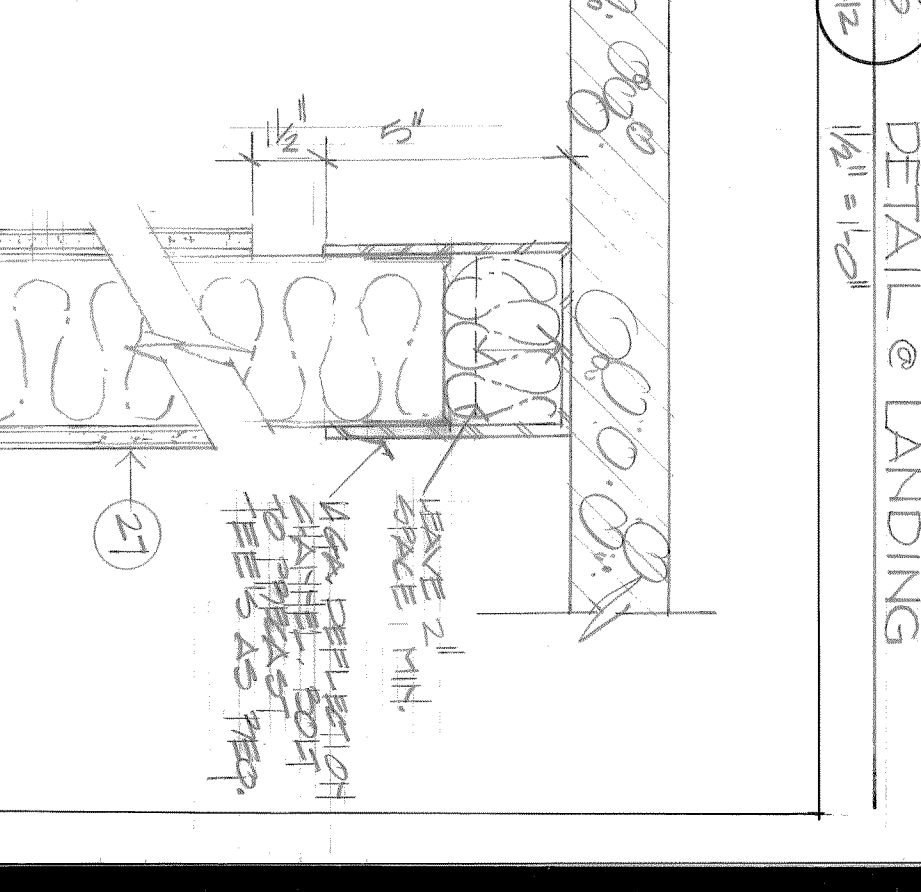
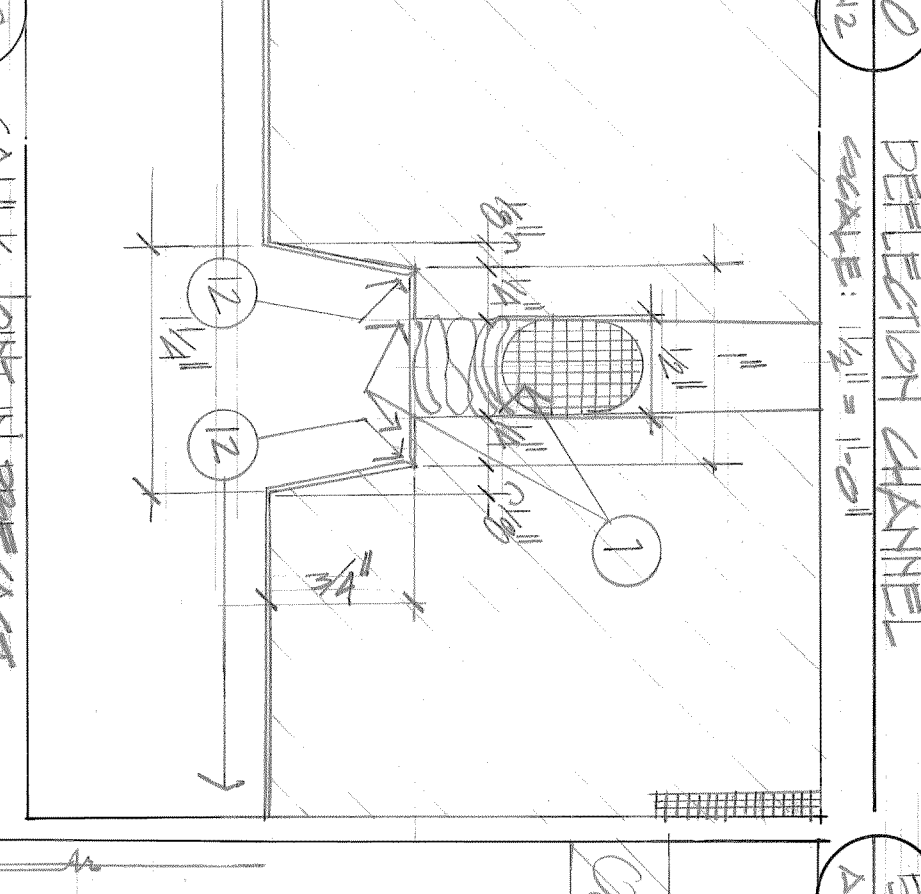
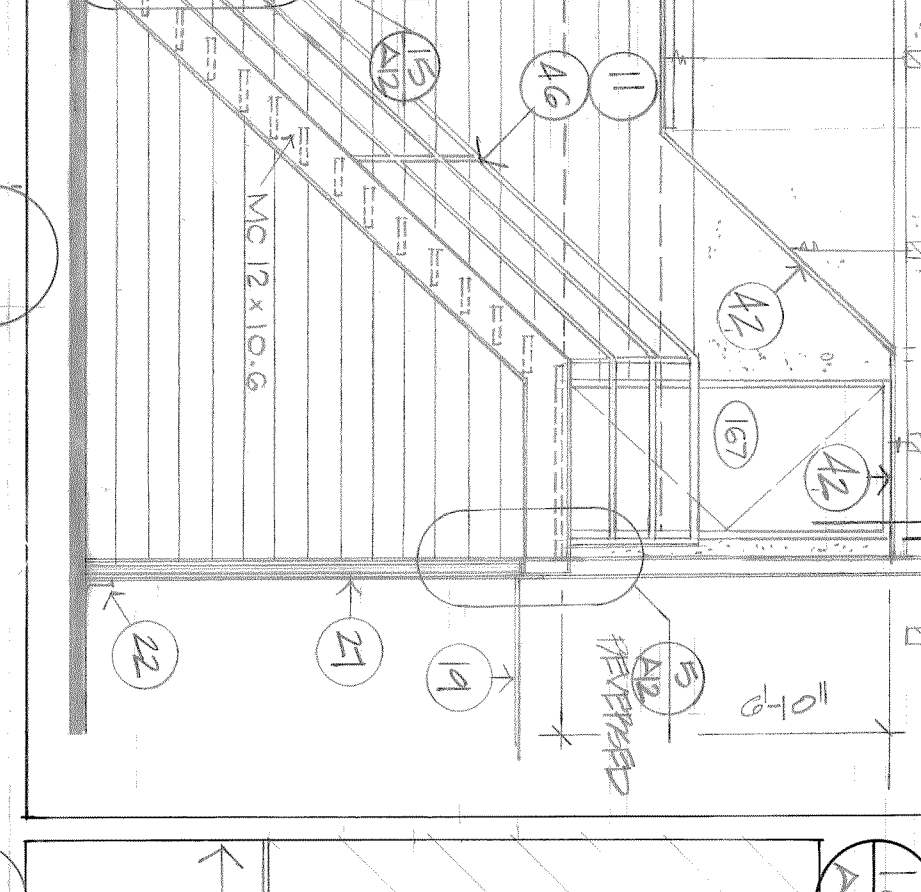
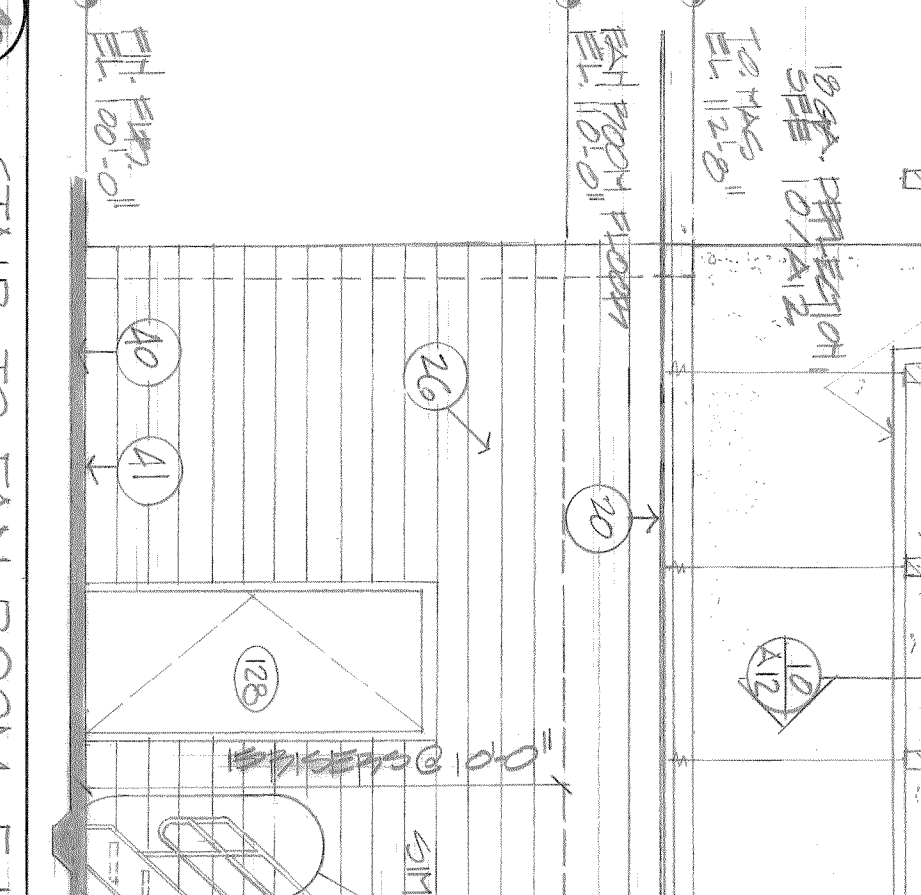
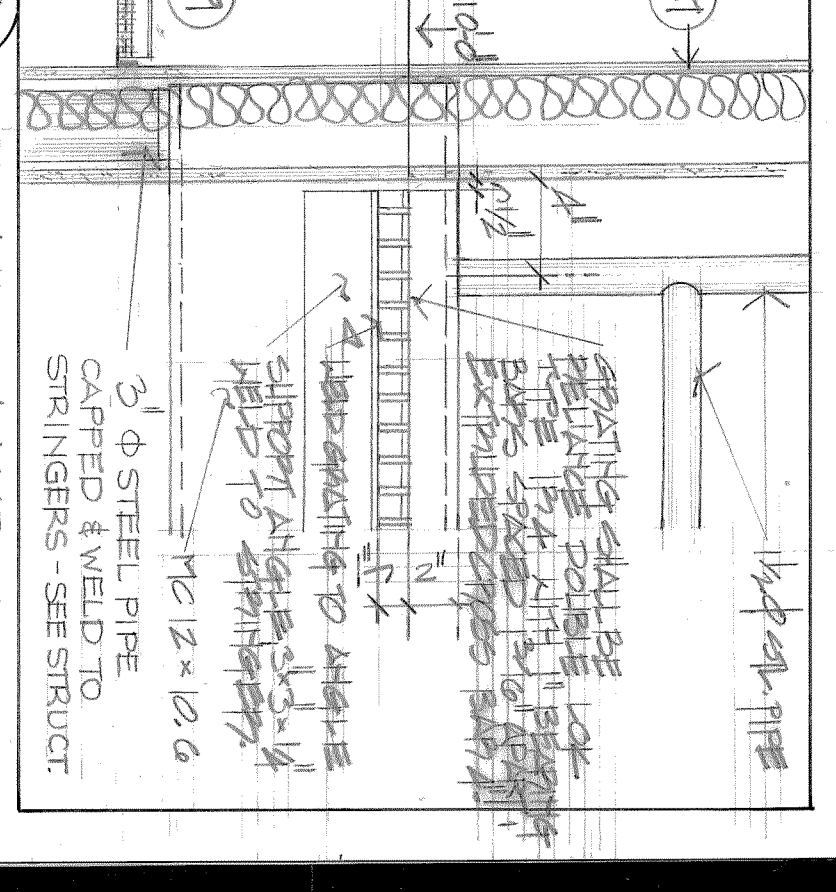
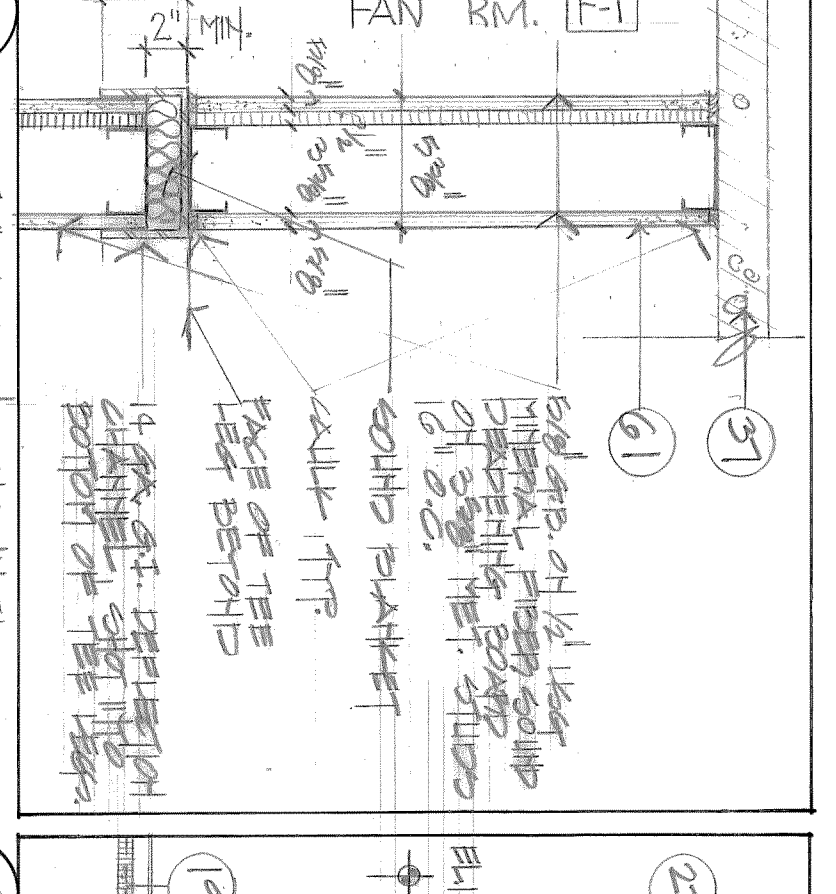
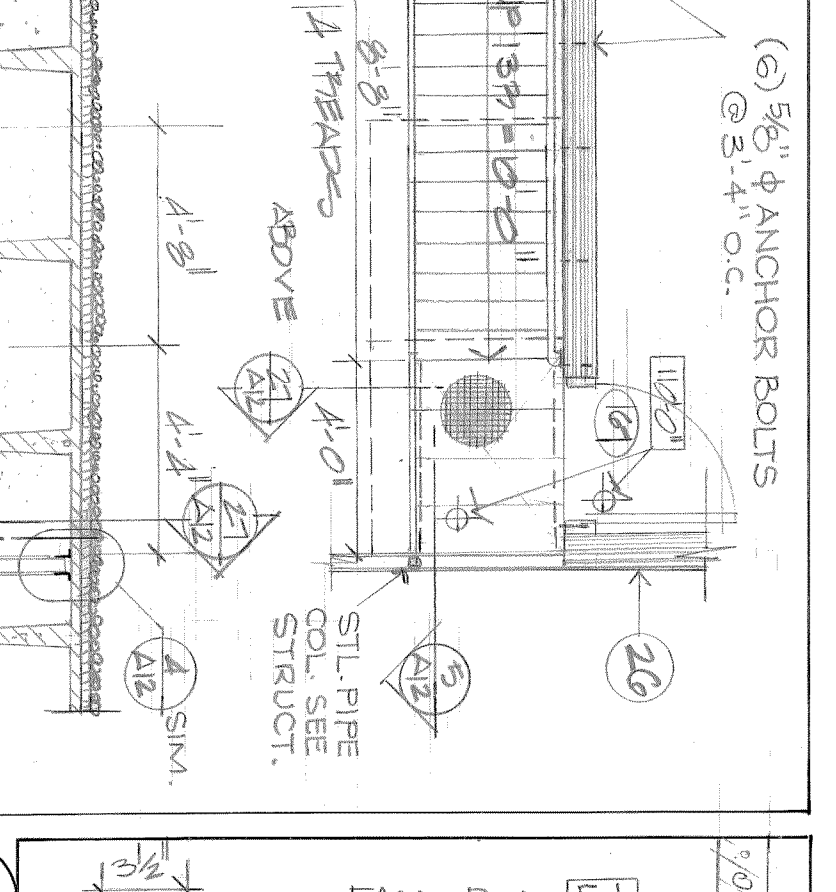
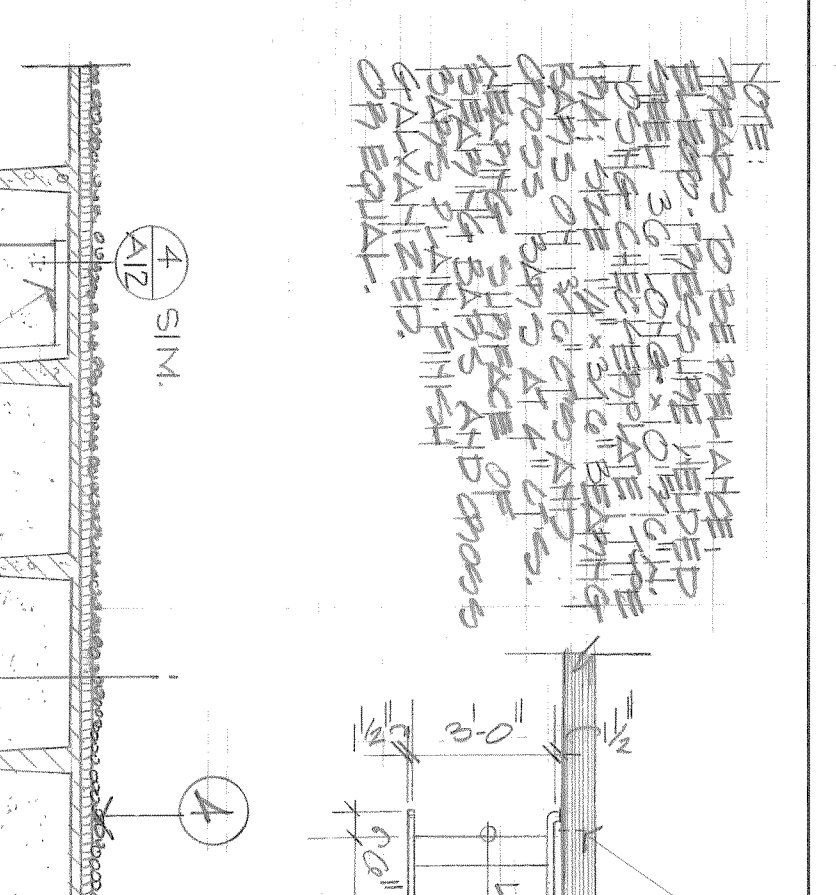
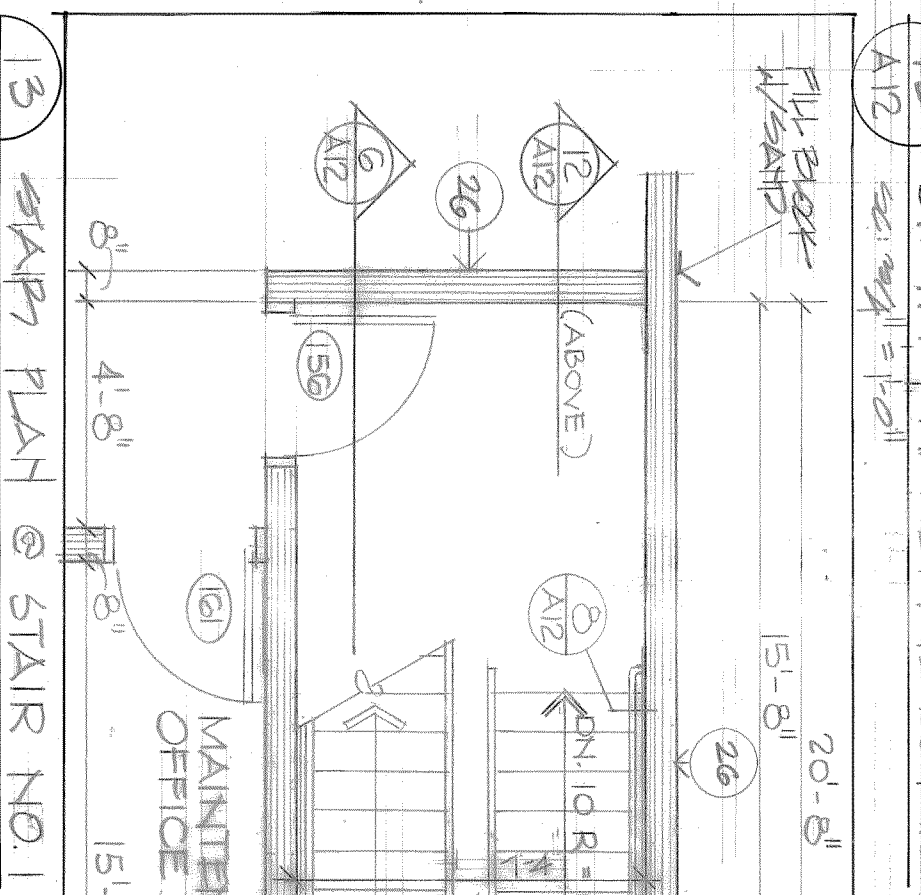
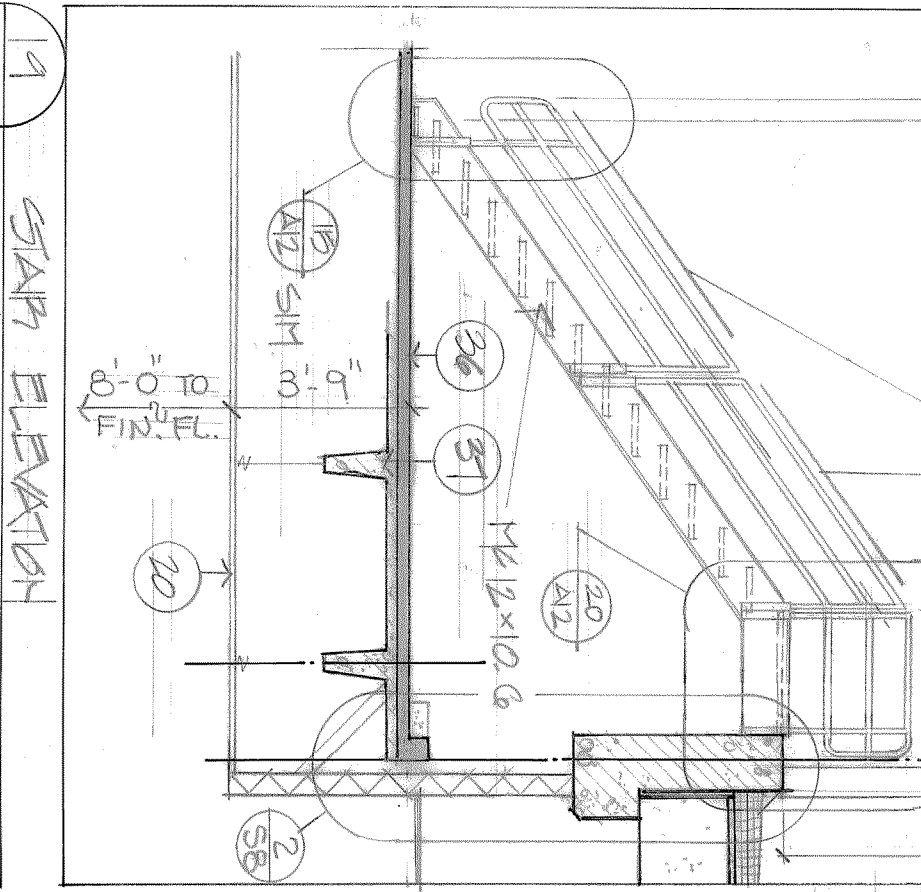
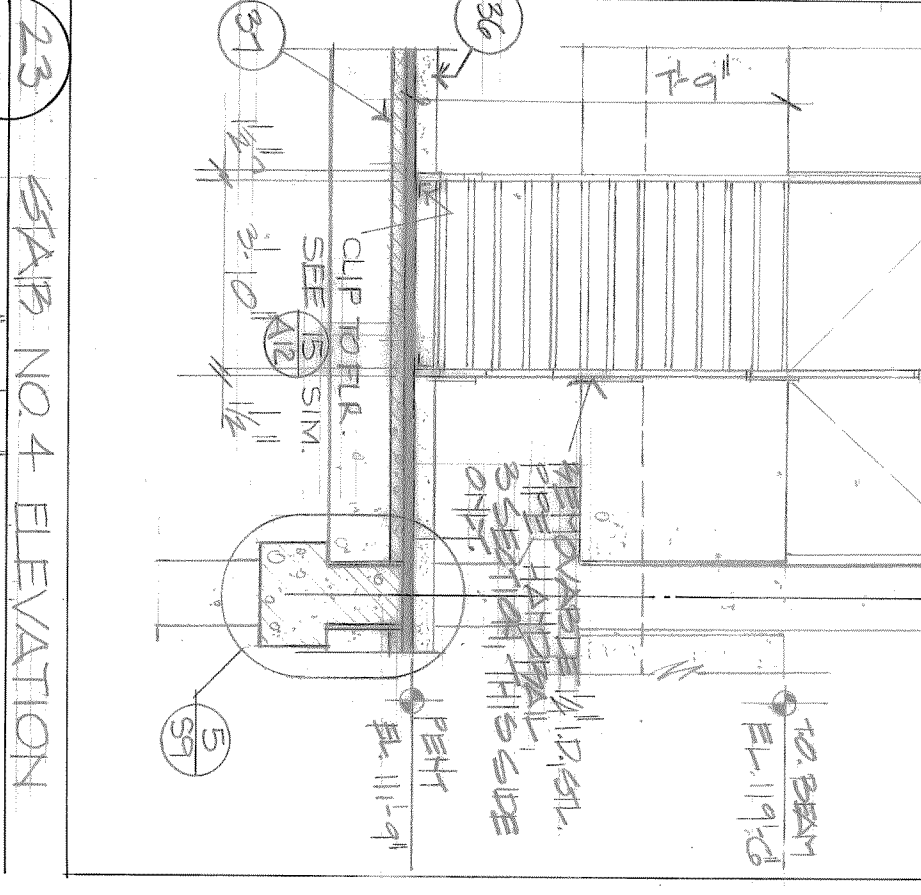

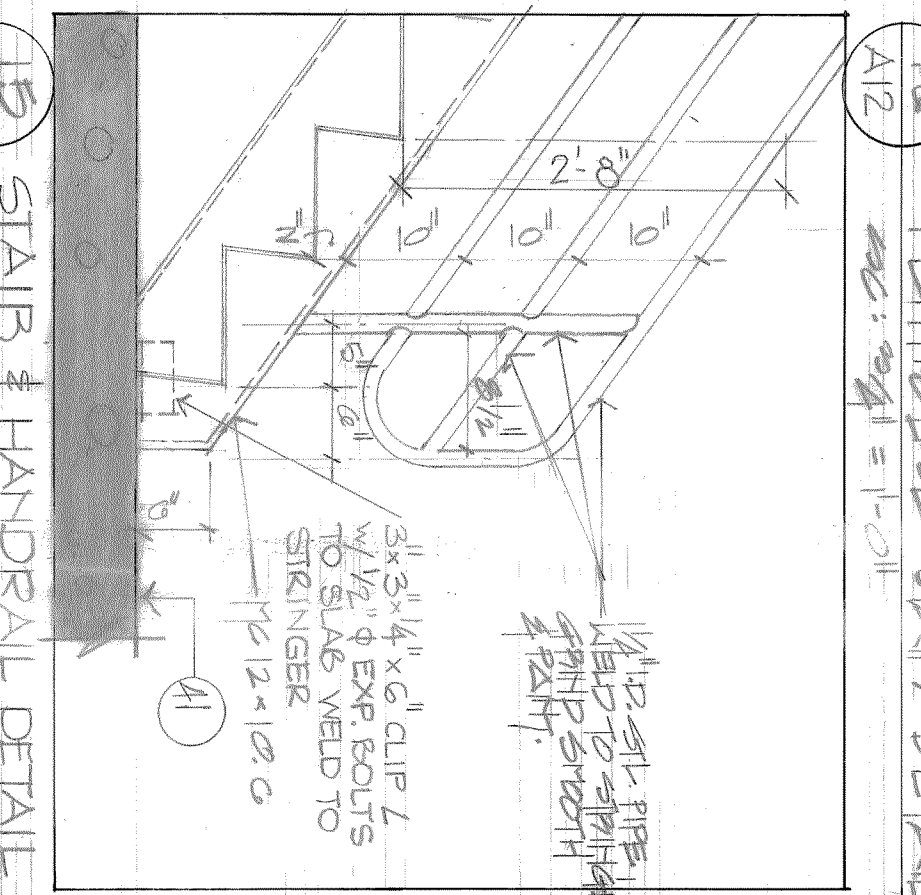
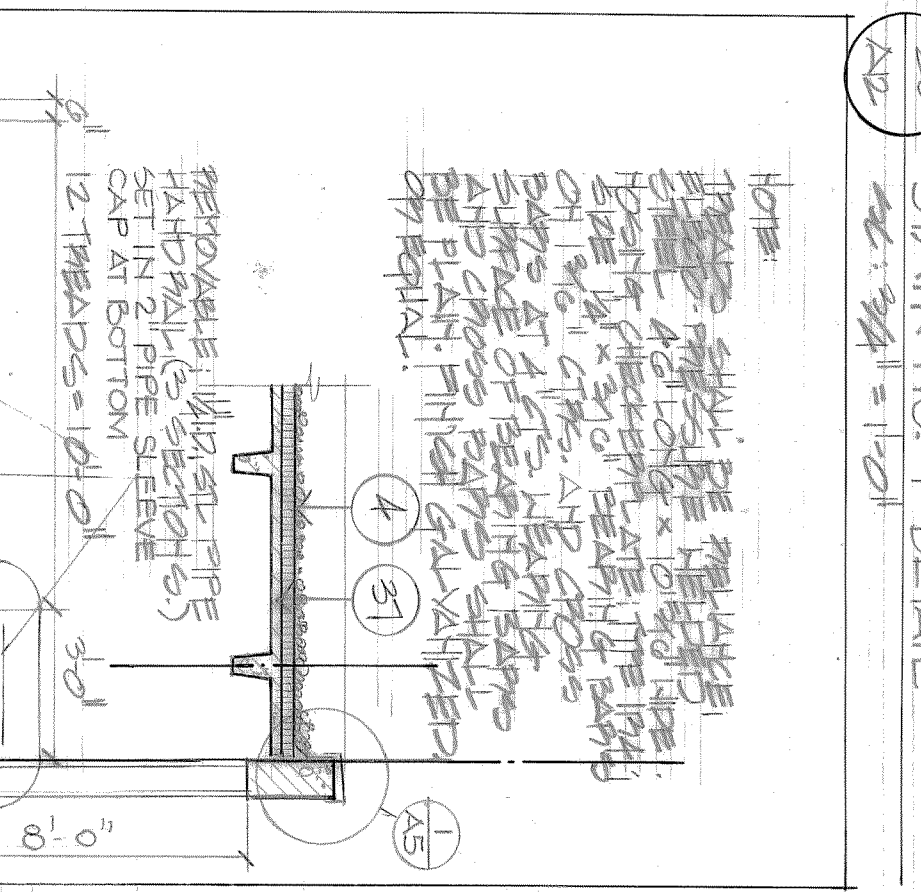
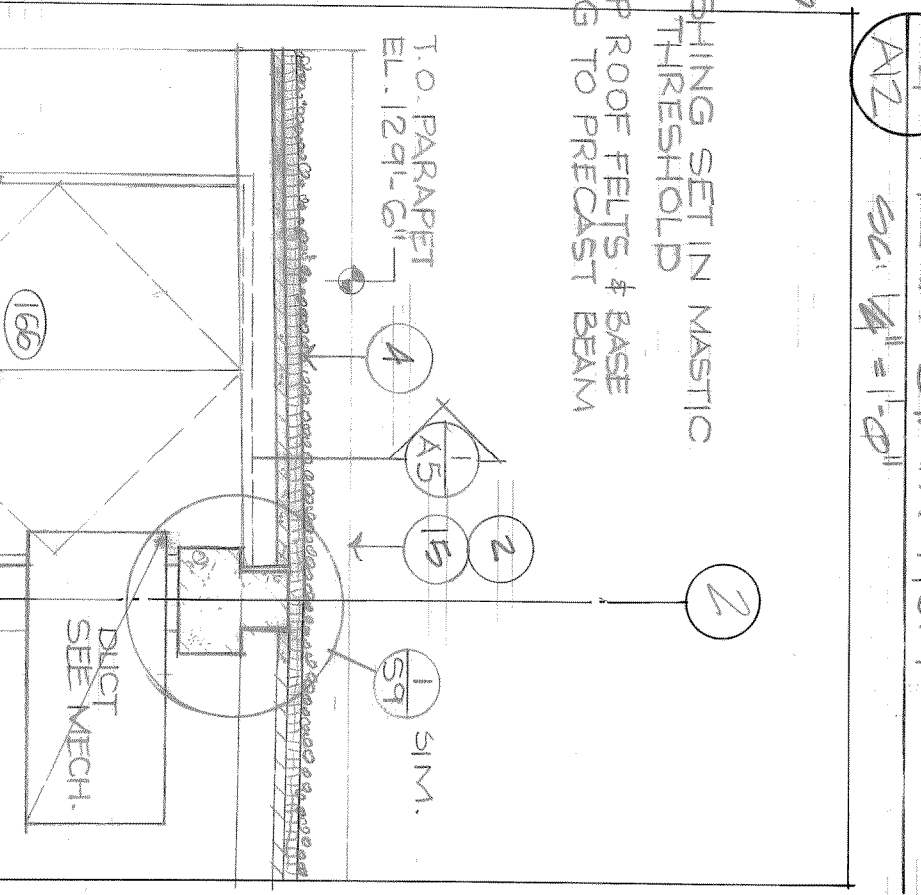
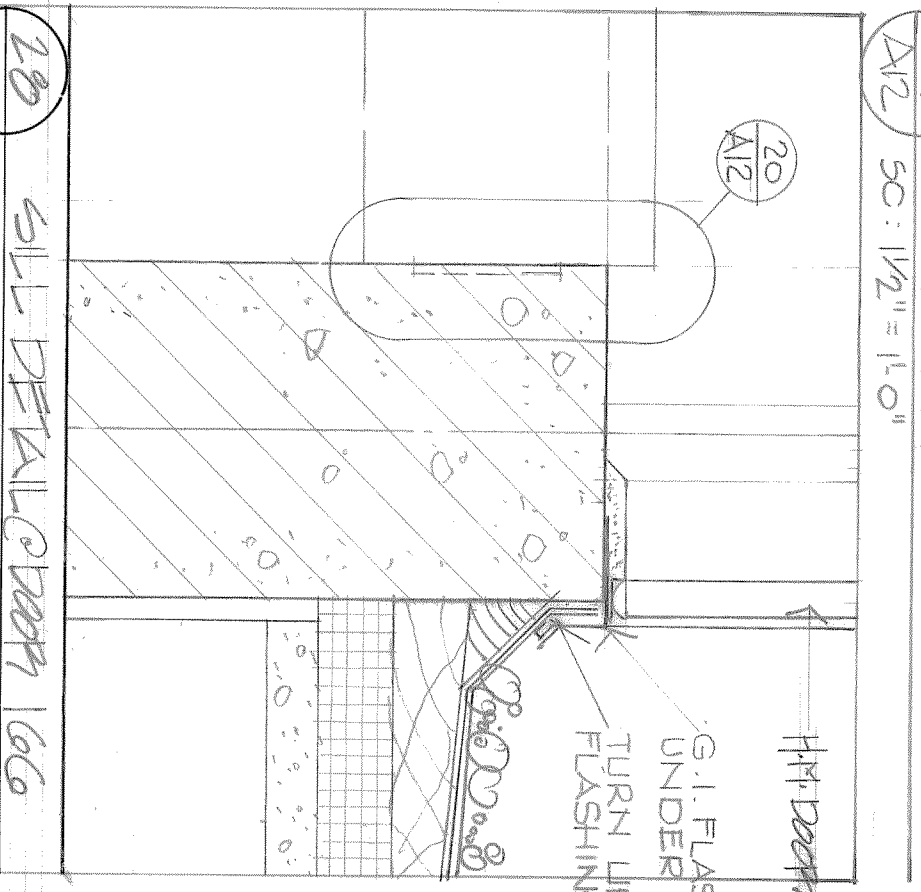
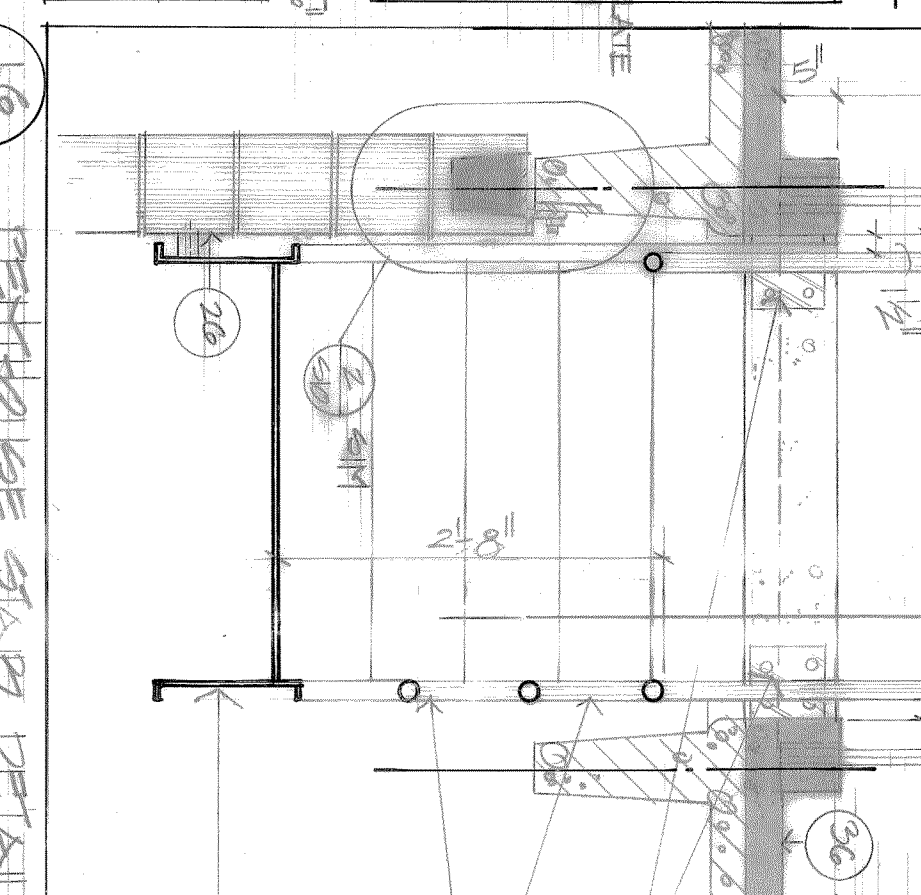
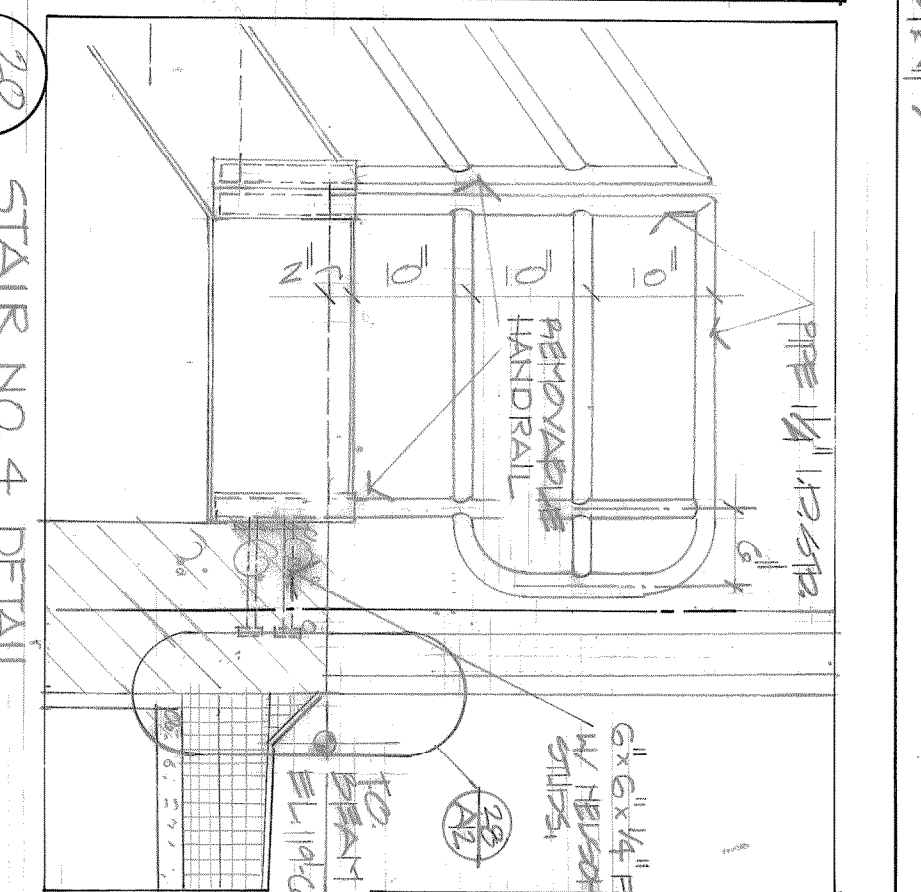
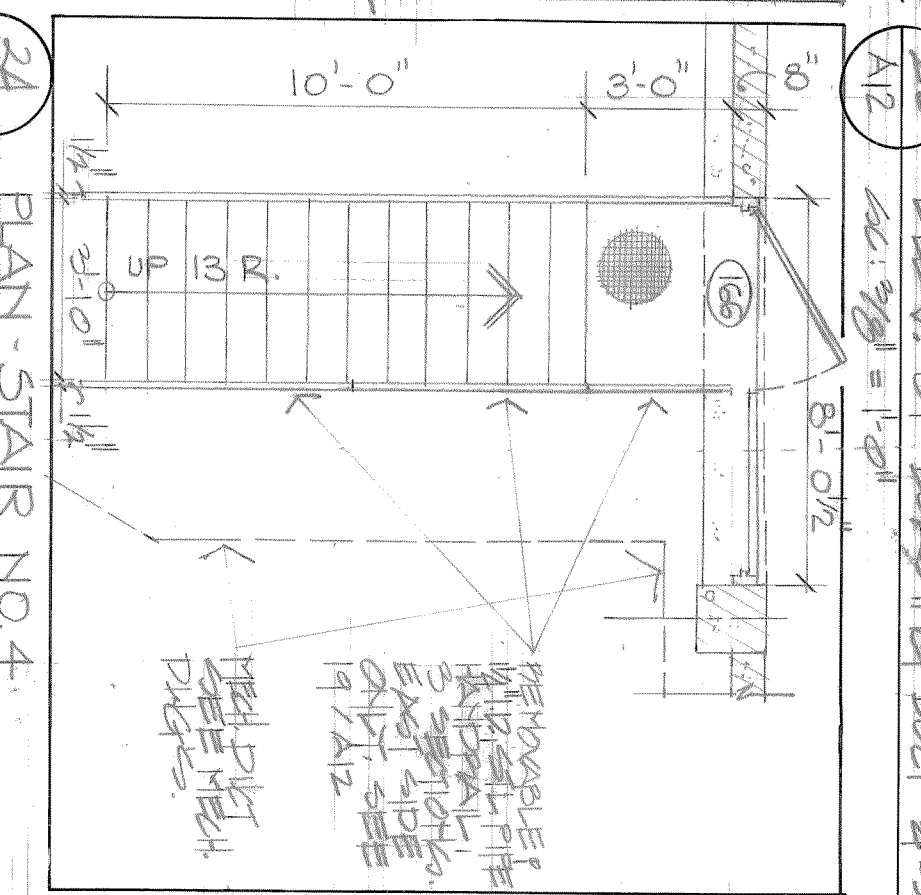
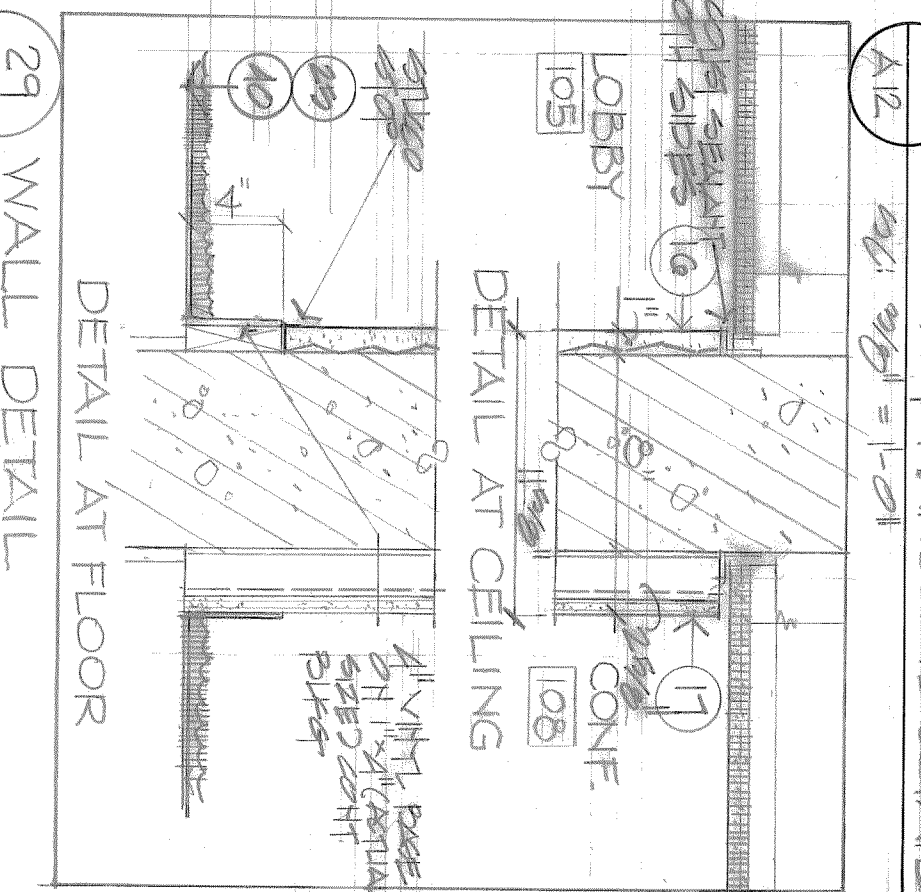
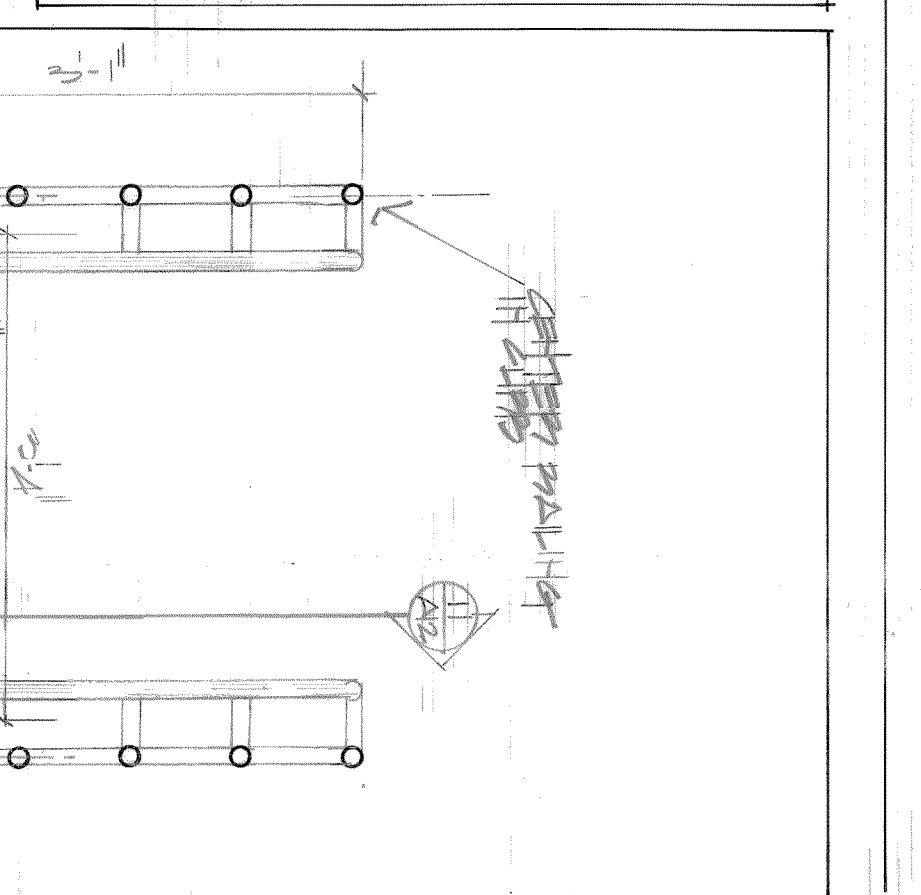
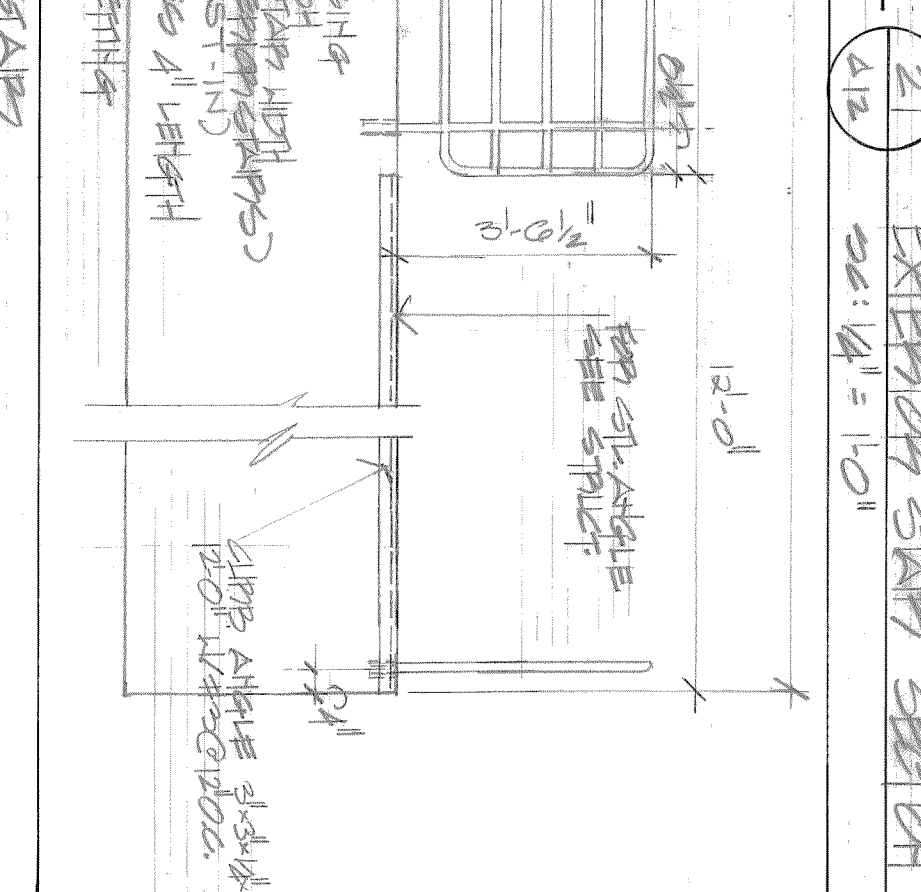
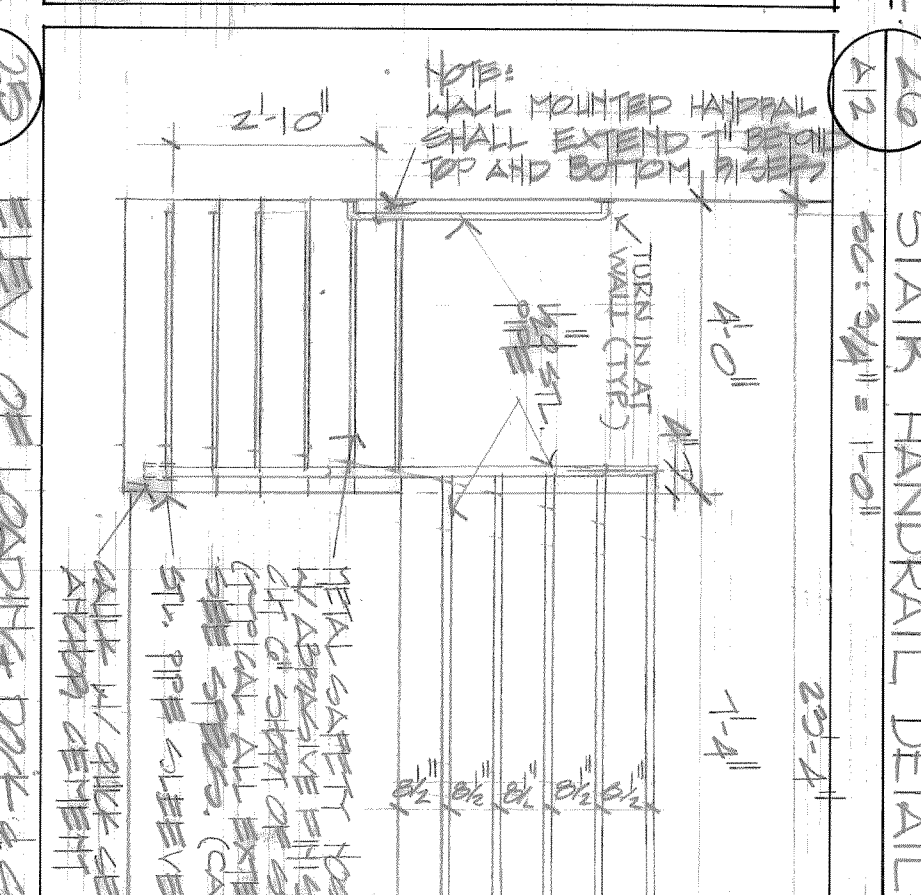
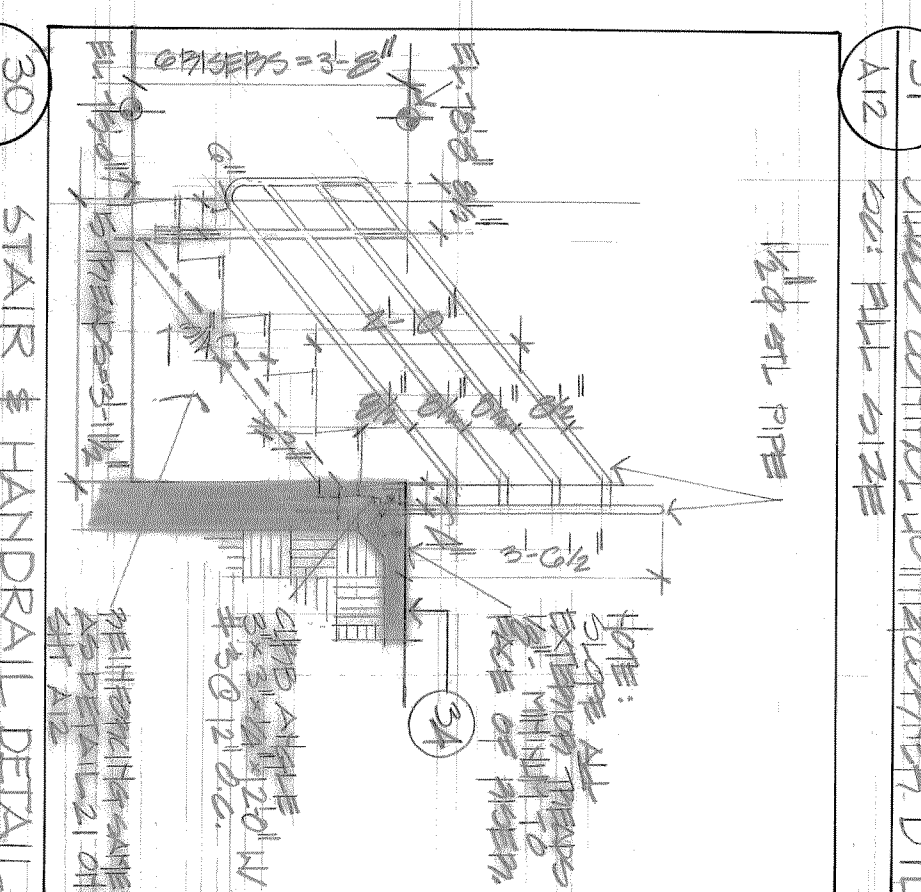
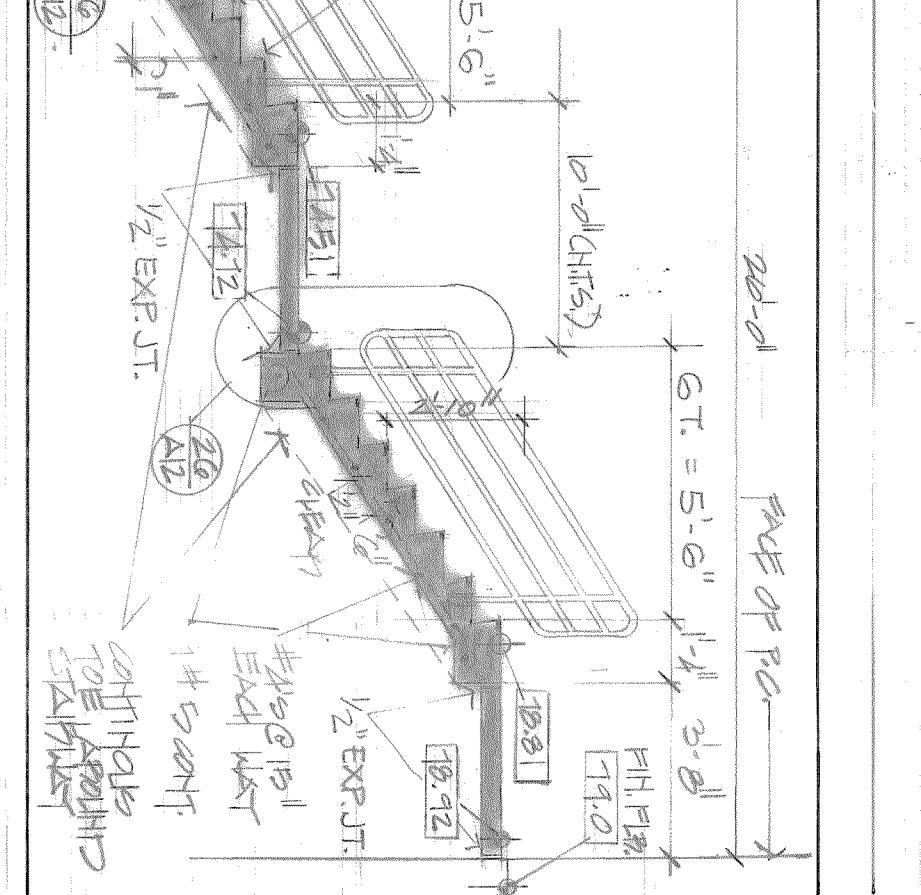
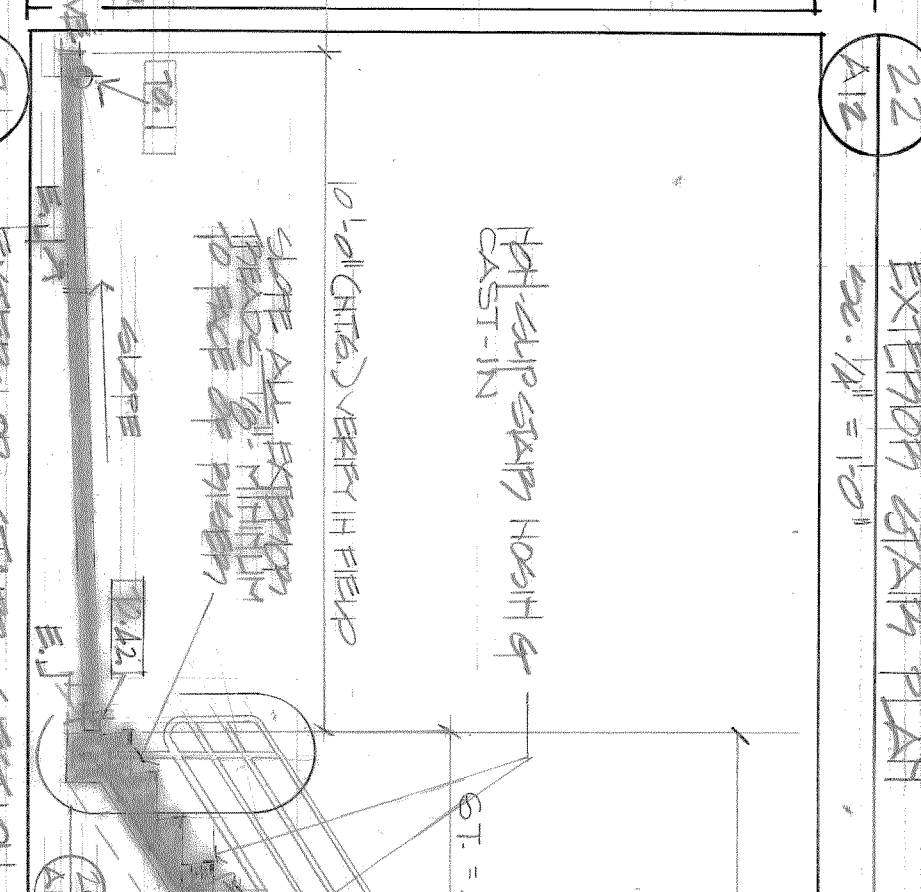
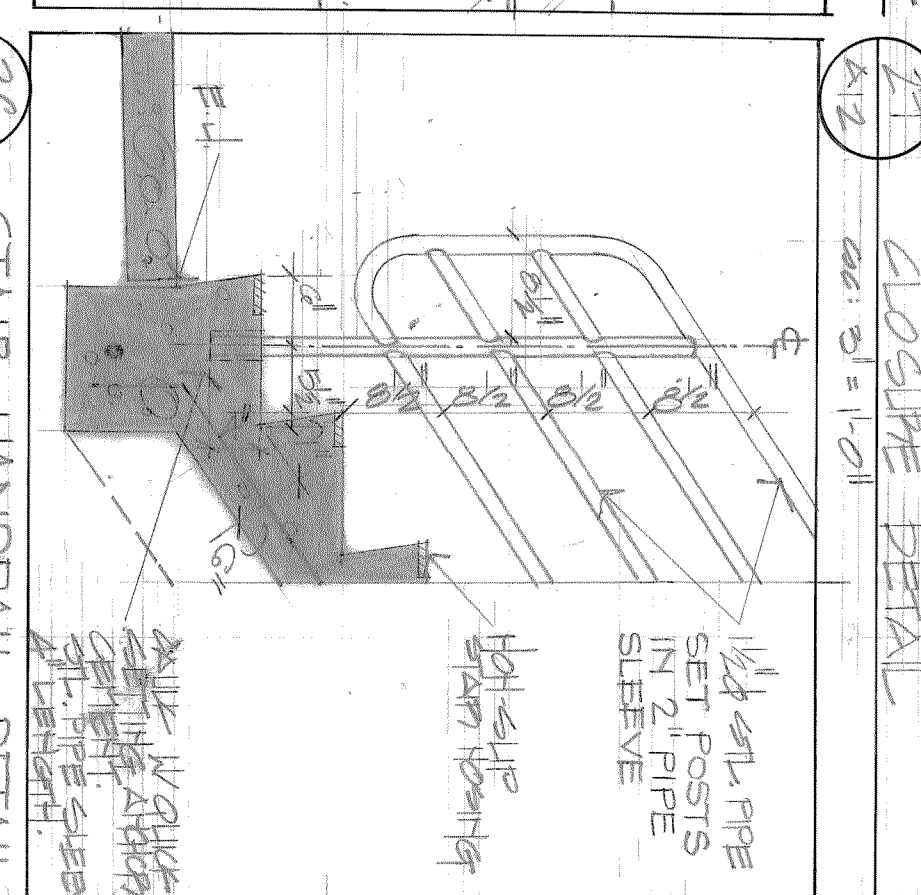
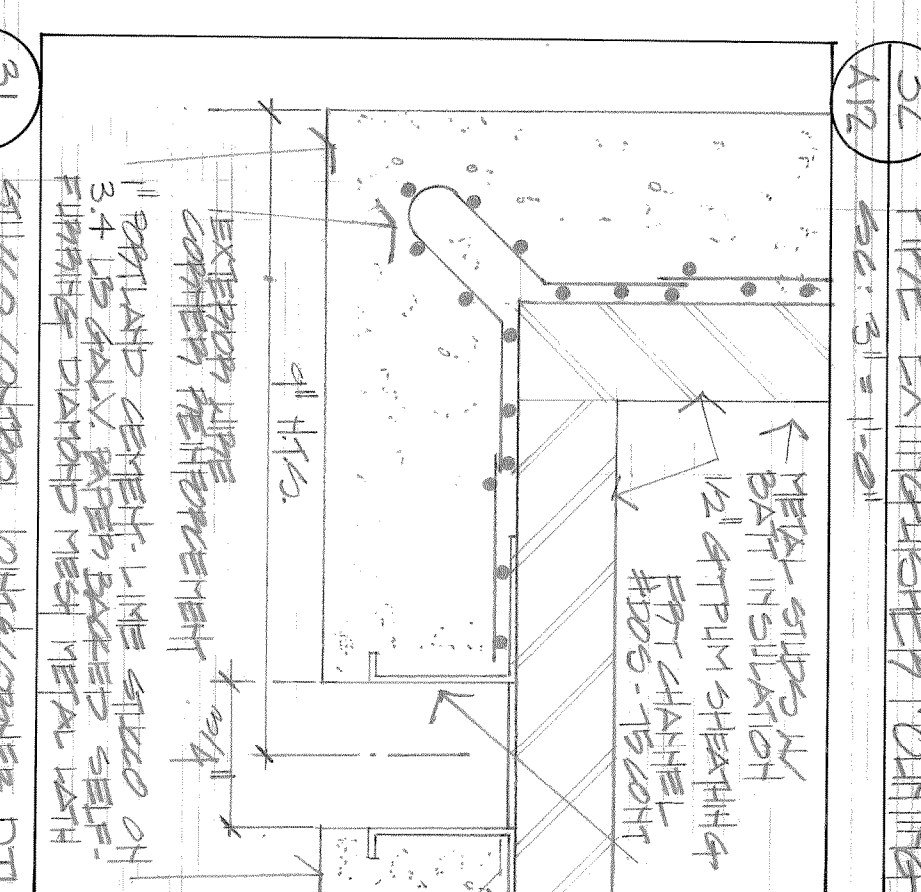
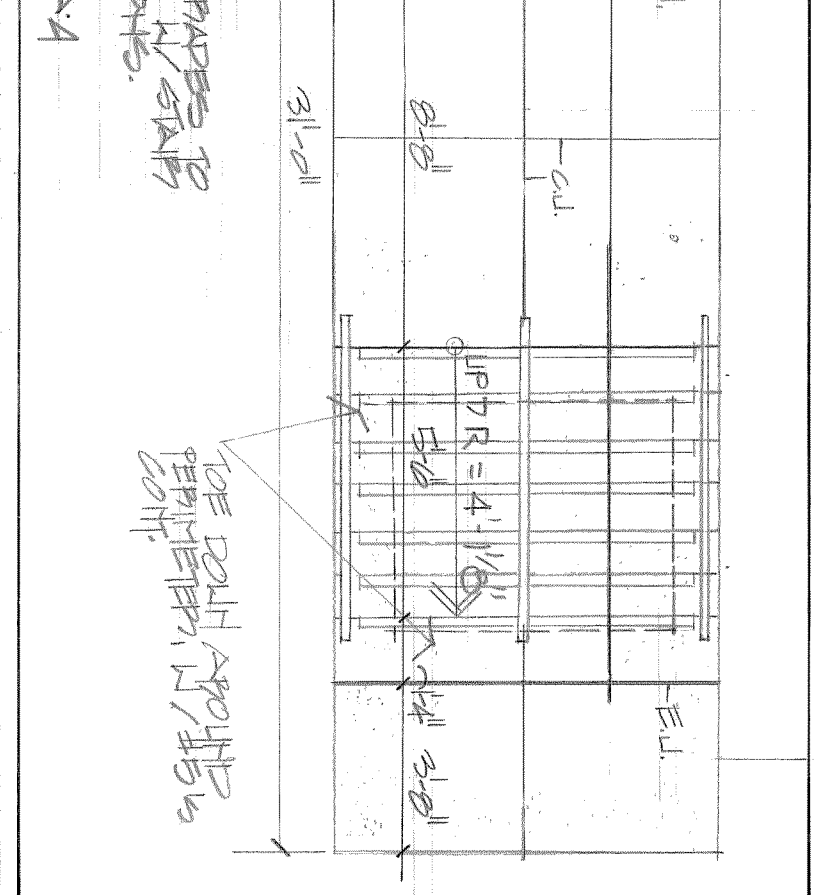
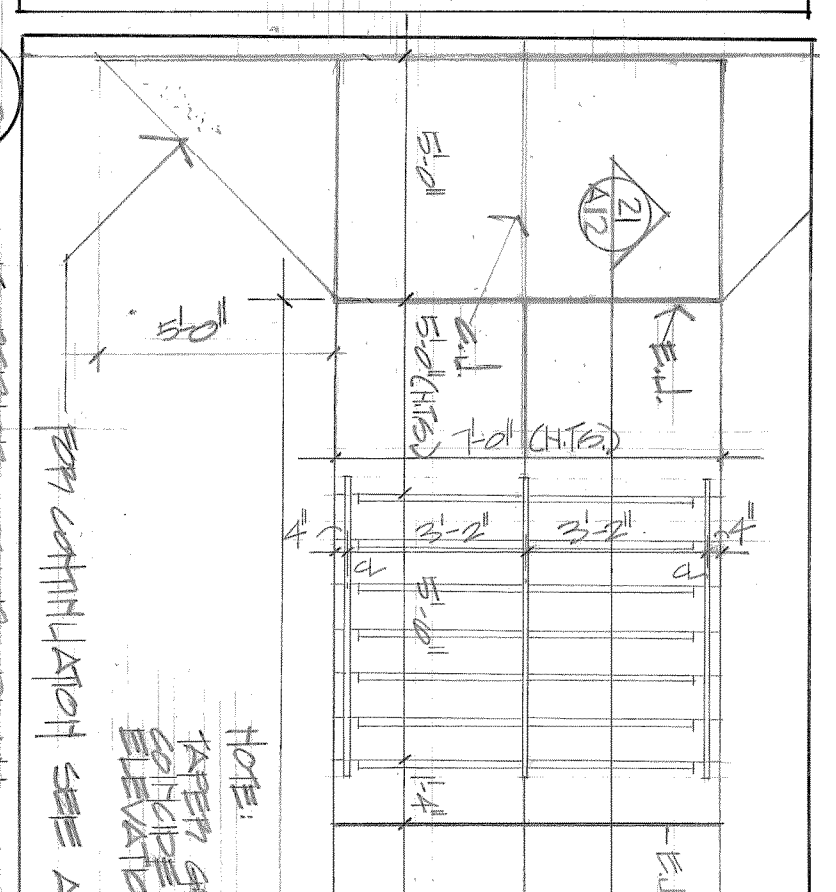
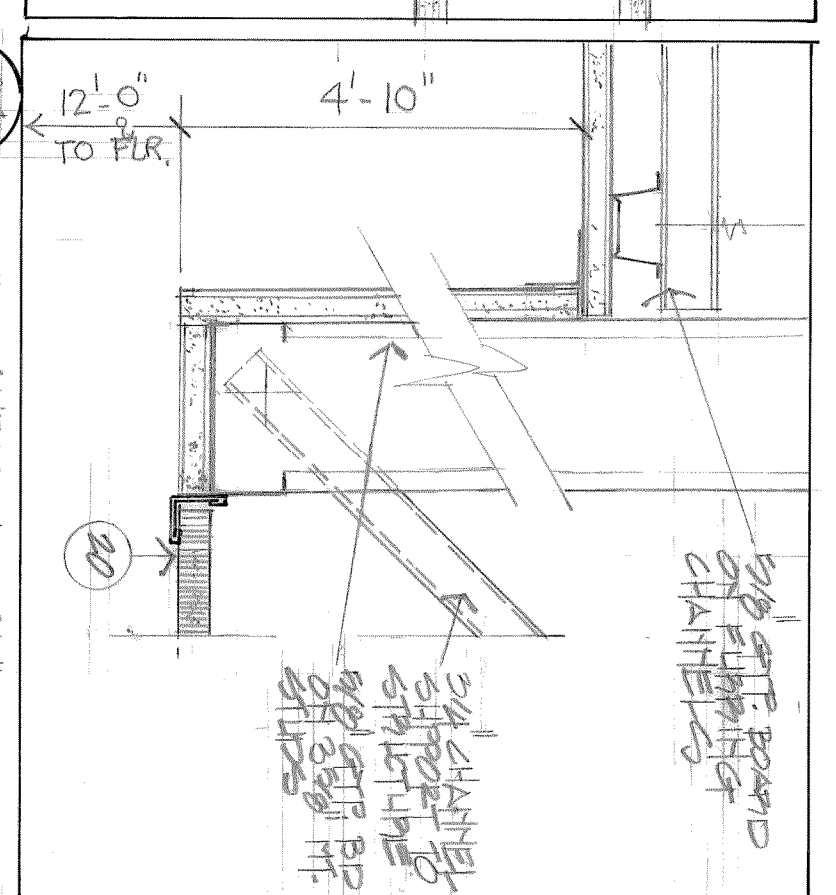
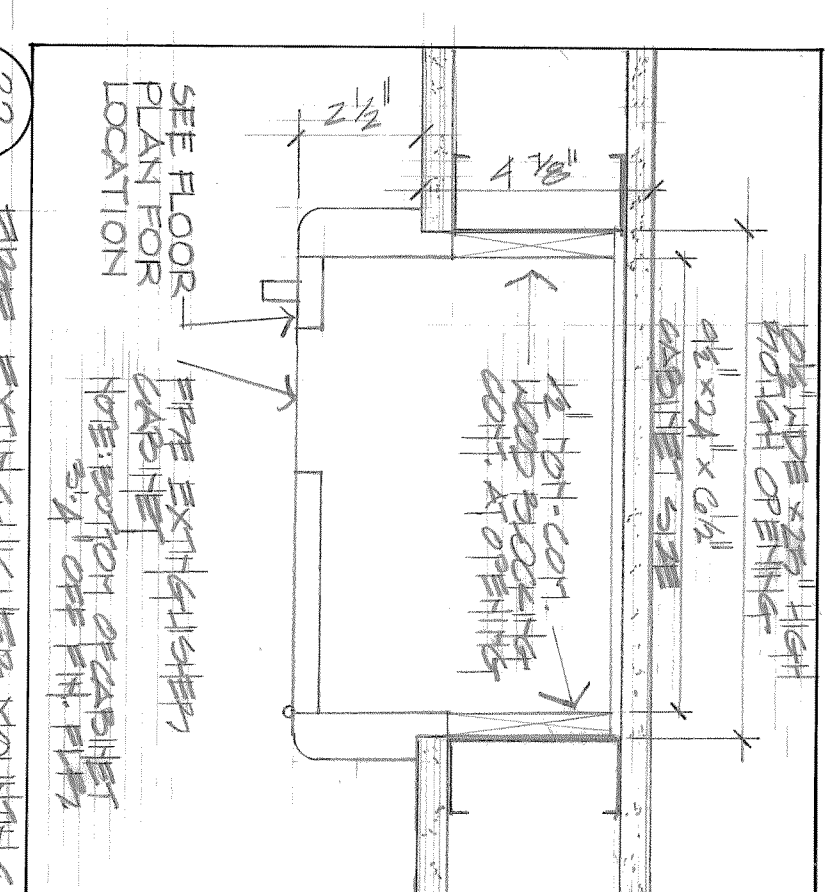
- TOILET ACCESSORIES LEGEND**
- DN 2 - 2" DIA. NIPPLE
  - DN 3 - 3" DIA. NIPPLE
  - DN 4 - 4" DIA. NIPPLE
  - DN 5 - 5" DIA. NIPPLE
  - DN 6 - 6" DIA. NIPPLE
  - DN 7 - 7" DIA. NIPPLE
  - DN 8 - 8" DIA. NIPPLE
  - DN 9 - 9" DIA. NIPPLE
  - DN 10 - 10" DIA. NIPPLE
  - DN 11 - 11" DIA. NIPPLE
  - DN 12 - 12" DIA. NIPPLE
  - DN 13 - 13" DIA. NIPPLE
  - DN 14 - 14" DIA. NIPPLE
  - DN 15 - 15" DIA. NIPPLE
  - DN 16 - 16" DIA. NIPPLE
  - DN 17 - 17" DIA. NIPPLE
  - DN 18 - 18" DIA. NIPPLE
  - DN 19 - 19" DIA. NIPPLE
  - DN 20 - 20" DIA. NIPPLE
  - DN 21 - 21" DIA. NIPPLE
  - DN 22 - 22" DIA. NIPPLE
  - DN 23 - 23" DIA. NIPPLE
  - DN 24 - 24" DIA. NIPPLE
  - DN 25 - 25" DIA. NIPPLE
  - DN 26 - 26" DIA. NIPPLE
  - DN 27 - 27" DIA. NIPPLE
  - DN 28 - 28" DIA. NIPPLE
  - DN 29 - 29" DIA. NIPPLE
  - DN 30 - 30" DIA. NIPPLE
  - DN 31 - 31" DIA. NIPPLE
  - DN 32 - 32" DIA. NIPPLE
  - DN 33 - 33" DIA. NIPPLE
  - DN 34 - 34" DIA. NIPPLE
  - DN 35 - 35" DIA. NIPPLE
  - DN 36 - 36" DIA. NIPPLE
  - DN 37 - 37" DIA. NIPPLE
  - DN 38 - 38" DIA. NIPPLE
  - DN 39 - 39" DIA. NIPPLE
  - DN 40 - 40" DIA. NIPPLE
  - DN 41 - 41" DIA. NIPPLE
  - DN 42 - 42" DIA. NIPPLE
  - DN 43 - 43" DIA. NIPPLE
  - DN 44 - 44" DIA. NIPPLE
  - DN 45 - 45" DIA. NIPPLE
  - DN 46 - 46" DIA. NIPPLE
  - DN 47 - 47" DIA. NIPPLE
  - DN 48 - 48" DIA. NIPPLE
  - DN 49 - 49" DIA. NIPPLE
  - DN 50 - 50" DIA. NIPPLE
  - DN 51 - 51" DIA. NIPPLE
  - DN 52 - 52" DIA. NIPPLE
  - DN 53 - 53" DIA. NIPPLE
  - DN 54 - 54" DIA. NIPPLE
  - DN 55 - 55" DIA. NIPPLE
  - DN 56 - 56" DIA. NIPPLE
  - DN 57 - 57" DIA. NIPPLE
  - DN 58 - 58" DIA. NIPPLE
  - DN 59 - 59" DIA. NIPPLE
  - DN 60 - 60" DIA. NIPPLE
  - DN 61 - 61" DIA. NIPPLE
  - DN 62 - 62" DIA. NIPPLE
  - DN 63 - 63" DIA. NIPPLE
  - DN 64 - 64" DIA. NIPPLE
  - DN 65 - 65" DIA. NIPPLE
  - DN 66 - 66" DIA. NIPPLE
  - DN 67 - 67" DIA. NIPPLE
  - DN 68 - 68" DIA. NIPPLE
  - DN 69 - 69" DIA. NIPPLE
  - DN 70 - 70" DIA. NIPPLE
  - DN 71 - 71" DIA. NIPPLE
  - DN 72 - 72" DIA. NIPPLE
  - DN 73 - 73" DIA. NIPPLE
  - DN 74 - 74" DIA. NIPPLE
  - DN 75 - 75" DIA. NIPPLE
  - DN 76 - 76" DIA. NIPPLE
  - DN 77 - 77" DIA. NIPPLE
  - DN 78 - 78" DIA. NIPPLE
  - DN 79 - 79" DIA. NIPPLE
  - DN 80 - 80" DIA. NIPPLE
  - DN 81 - 81" DIA. NIPPLE
  - DN 82 - 82" DIA. NIPPLE
  - DN 83 - 83" DIA. NIPPLE
  - DN 84 - 84" DIA. NIPPLE
  - DN 85 - 85" DIA. NIPPLE
  - DN 86 - 86" DIA. NIPPLE
  - DN 87 - 87" DIA. NIPPLE
  - DN 88 - 88" DIA. NIPPLE
  - DN 89 - 89" DIA. NIPPLE
  - DN 90 - 90" DIA. NIPPLE
  - DN 91 - 91" DIA. NIPPLE
  - DN 92 - 92" DIA. NIPPLE
  - DN 93 - 93" DIA. NIPPLE
  - DN 94 - 94" DIA. NIPPLE
  - DN 95 - 95" DIA. NIPPLE
  - DN 96 - 96" DIA. NIPPLE
  - DN 97 - 97" DIA. NIPPLE
  - DN 98 - 98" DIA. NIPPLE
  - DN 99 - 99" DIA. NIPPLE
  - DN 100 - 100" DIA. NIPPLE

# Toilet Plans & Details









stair plans and details



# color and room finish schedule

RM NO	ROOM NAME	FLOOR	BASE	WALLS	CEILING	C.A.S.T.W.O.R.K.	WEST	SOUTH	EAST	REMARKS
100	PERCIVAL	CT	AB	AB	AB	AB	AB	AB	AB	
101	CONTRACT	CT	AB	AB	AB	AB	AB	AB	AB	
102	VERMONT	CT	AB	AB	AB	AB	AB	AB	AB	
103	CONTRACT	CT	AB	AB	AB	AB	AB	AB	AB	
104	VERMONT	CT	AB	AB	AB	AB	AB	AB	AB	
105	CONTRACT	CT	AB	AB	AB	AB	AB	AB	AB	
106	VERMONT	CT	AB	AB	AB	AB	AB	AB	AB	
107	CONTRACT	CT	AB	AB	AB	AB	AB	AB	AB	
108	VERMONT	CT	AB	AB	AB	AB	AB	AB	AB	
109	CONTRACT	CT	AB	AB	AB	AB	AB	AB	AB	
110	VERMONT	CT	AB	AB	AB	AB	AB	AB	AB	
111	CONTRACT	CT	AB	AB	AB	AB	AB	AB	AB	
112	VERMONT	CT	AB	AB	AB	AB	AB	AB	AB	
113	CONTRACT	CT	AB	AB	AB	AB	AB	AB	AB	
114	VERMONT	CT	AB	AB	AB	AB	AB	AB	AB	
115	CONTRACT	CT	AB	AB	AB	AB	AB	AB	AB	
116	VERMONT	CT	AB	AB	AB	AB	AB	AB	AB	
117	CONTRACT	CT	AB	AB	AB	AB	AB	AB	AB	
118	VERMONT	CT	AB	AB	AB	AB	AB	AB	AB	
119	CONTRACT	CT	AB	AB	AB	AB	AB	AB	AB	
120	VERMONT	CT	AB	AB	AB	AB	AB	AB	AB	
121	CONTRACT	CT	AB	AB	AB	AB	AB	AB	AB	
122	VERMONT	CT	AB	AB	AB	AB	AB	AB	AB	
123	CONTRACT	CT	AB	AB	AB	AB	AB	AB	AB	
124	VERMONT	CT	AB	AB	AB	AB	AB	AB	AB	
125	CONTRACT	CT	AB	AB	AB	AB	AB	AB	AB	
126	VERMONT	CT	AB	AB	AB	AB	AB	AB	AB	
127	CONTRACT	CT	AB	AB	AB	AB	AB	AB	AB	
128	VERMONT	CT	AB	AB	AB	AB	AB	AB	AB	
129	CONTRACT	CT	AB	AB	AB	AB	AB	AB	AB	
130	VERMONT	CT	AB	AB	AB	AB	AB	AB	AB	
131	CONTRACT	CT	AB	AB	AB	AB	AB	AB	AB	
132	VERMONT	CT	AB	AB	AB	AB	AB	AB	AB	
133	CONTRACT	CT	AB	AB	AB	AB	AB	AB	AB	
134	VERMONT	CT	AB	AB	AB	AB	AB	AB	AB	
135	CONTRACT	CT	AB	AB	AB	AB	AB	AB	AB	
136	VERMONT	CT	AB	AB	AB	AB	AB	AB	AB	
137	CONTRACT	CT	AB	AB	AB	AB	AB	AB	AB	
138	VERMONT	CT	AB	AB	AB	AB	AB	AB	AB	
139	CONTRACT	CT	AB	AB	AB	AB	AB	AB	AB	
140	VERMONT	CT	AB	AB	AB	AB	AB	AB	AB	
141	CONTRACT	CT	AB	AB	AB	AB	AB	AB	AB	
142	VERMONT	CT	AB	AB	AB	AB	AB	AB	AB	
143	CONTRACT	CT	AB	AB	AB	AB	AB	AB	AB	
144	VERMONT	CT	AB	AB	AB	AB	AB	AB	AB	
145	CONTRACT	CT	AB	AB	AB	AB	AB	AB	AB	
146	VERMONT	CT	AB	AB	AB	AB	AB	AB	AB	
147	CONTRACT	CT	AB	AB	AB	AB	AB	AB	AB	
148	VERMONT	CT	AB	AB	AB	AB	AB	AB	AB	
149	CONTRACT	CT	AB	AB	AB	AB	AB	AB	AB	
150	VERMONT	CT	AB	AB	AB	AB	AB	AB	AB	
151	CONTRACT	CT	AB	AB	AB	AB	AB	AB	AB	
152	VERMONT	CT	AB	AB	AB	AB	AB	AB	AB	
153	CONTRACT	CT	AB	AB	AB	AB	AB	AB	AB	
154	VERMONT	CT	AB	AB	AB	AB	AB	AB	AB	
155	CONTRACT	CT	AB	AB	AB	AB	AB	AB	AB	
156	VERMONT	CT	AB	AB	AB	AB	AB	AB	AB	
157	CONTRACT	CT	AB	AB	AB	AB	AB	AB	AB	
158	VERMONT	CT	AB	AB	AB	AB	AB	AB	AB	
159	CONTRACT	CT	AB	AB	AB	AB	AB	AB	AB	
160	VERMONT	CT	AB	AB	AB	AB	AB	AB	AB	
161	CONTRACT	CT	AB	AB	AB	AB	AB	AB	AB	
162	VERMONT	CT	AB	AB	AB	AB	AB	AB	AB	
163	CONTRACT	CT	AB	AB	AB	AB	AB	AB	AB	
164	VERMONT	CT	AB	AB	AB	AB	AB	AB	AB	
165	CONTRACT	CT	AB	AB	AB	AB	AB	AB	AB	
166	VERMONT	CT	AB	AB	AB	AB	AB	AB	AB	
167	CONTRACT	CT	AB	AB	AB	AB	AB	AB	AB	
168	VERMONT	CT	AB	AB	AB	AB	AB	AB	AB	
169	CONTRACT	CT	AB	AB	AB	AB	AB	AB	AB	
170	VERMONT	CT	AB	AB	AB	AB	AB	AB	AB	
171	CONTRACT	CT	AB	AB	AB	AB	AB	AB	AB	
172	VERMONT	CT	AB	AB	AB	AB	AB	AB	AB	
173	CONTRACT	CT	AB	AB	AB	AB	AB	AB	AB	
174	VERMONT	CT	AB	AB	AB	AB	AB	AB	AB	
175	CONTRACT	CT	AB	AB	AB	AB	AB	AB	AB	
176	VERMONT	CT	AB	AB	AB	AB	AB	AB	AB	
177	CONTRACT	CT	AB	AB	AB	AB	AB	AB	AB	
178	VERMONT	CT	AB	AB	AB	AB	AB	AB	AB	
179	CONTRACT	CT	AB	AB	AB	AB	AB	AB	AB	
180	VERMONT	CT	AB	AB	AB	AB	AB	AB	AB	
181	CONTRACT	CT	AB	AB	AB	AB	AB	AB	AB	
182	VERMONT	CT	AB	AB	AB	AB	AB	AB	AB	
183	CONTRACT	CT	AB	AB	AB	AB	AB	AB	AB	
184	VERMONT	CT	AB	AB	AB	AB	AB	AB	AB	
185	CONTRACT	CT	AB	AB	AB	AB	AB	AB	AB	
186	VERMONT	CT	AB	AB	AB	AB	AB	AB	AB	
187	CONTRACT	CT	AB	AB	AB	AB	AB	AB	AB	
188	VERMONT	CT	AB	AB	AB	AB	AB	AB	AB	
189	CONTRACT	CT	AB	AB	AB	AB	AB	AB	AB	
190	VERMONT	CT	AB	AB	AB	AB	AB	AB	AB	
191	CONTRACT	CT	AB	AB	AB	AB	AB	AB	AB	
192	VERMONT	CT	AB	AB	AB	AB	AB	AB	AB	
193	CONTRACT	CT	AB	AB	AB	AB	AB	AB	AB	
194	VERMONT	CT	AB	AB	AB	AB	AB	AB	AB	
195	CONTRACT	CT	AB	AB	AB	AB	AB	AB	AB	
196	VERMONT	CT	AB	AB	AB	AB	AB	AB	AB	
197	CONTRACT	CT	AB	AB	AB	AB	AB	AB	AB	
198	VERMONT	CT	AB	AB	AB	AB	AB	AB	AB	
199	CONTRACT	CT	AB	AB	AB	AB	AB	AB	AB	
200	VERMONT	CT	AB	AB	AB	AB	AB	AB	AB	

### paint

Pittsburgh Paints

symbol	name	color no.	color family
AB	abby white	P2517	white
AG	apricot gold	42	orange
AW	apple wood	M3486	tan
MS	mango spice	D4241	russet
BB	blue brio	D4065	blue
BSW	bittersweet	Y7906	red orange

### wall coverings

Vinyl by Glidden

symbol	description	name	catalog no.
LT	tobago	lt ivory	GT838
C	tobago	bisque	GT850
GT	reed	golden tan	48106

### ceramic tile & floor coverings

symbol	description
MB	ceramic tile floor-motted brown
MF	ceramic tile base motted brown
LB	vtl-light beige 3587
W	vinyl base walnut 89
B	conductive tile CON 3 beige
SB	sheet vinyl flooring 86506
CT	carpet copper tones less 15099-2
SA	tile pavers



### general notes

ALL INTERIOR HOLLOW METAL DOORS TO BE PAINTED MANGO SPICE SEMI-GLOSS EN.  
 ALL METAL DOOR FRAMES PAINT BLACK TO MATCH DOOR CLOSERS  
 PAINT NORTH DOORS AND FRAMES WHITE TO MATCH THORSEAL ON EXTERIOR SIDE.  
 PAINT INTERIOR SIDE MANGO SPICE SEMI-GLOSS ENAMEL WITH BLACK FRAME  
 PAINT ALL OTHER EXTERIOR DOORS BLUE BRIO SEMI-GLOSS ENAMEL ON EXTERIOR  
 SIDE & MANGO SPICE SEMI-GLOSS ENAMEL PAINT FRAMES BLACK.  
 PAINT HANDRAILS AT DOOR BITTERSWEET SEMI-GLOSS ENAMEL  
 PAINT LOUVERS ON SOUTH SIDE OF PENITENTIARY BLUE BRIO SEMI-GLOSS ENAMEL  
 PAINT STEEL TUBE BITTERSWEET SEMI-GLOSS ENAMEL  
 PAINT ALL OTHER LOUVERS, PENITENTIARY ROOF AND FRAME CAP FLASHING ROOF  
 LADDERS AND HANDRAILS AT WEST EXTERIOR WHITE TO MATCH THORSEAL  
 PAINT ALL INTERIOR STAIR RAILS AND STRINGERS ABBEY WHITE SEMI-GLOSS ENAMEL  
 PAINT EXTERIOR METAL TUBE BITTERSWEET GLOSS ENAMEL  
 PAINT EXPOSED STEEL COLS. AND CONNECTOR COVERS TRADING POST  
 PLAW CASEWORK FINISH TO BE GINGER BROWN 906 65F  
 AT EXISTING BUILDING AS INDICATED ON DWG. A2 AND SPECIFICATIONS PAINT  
 EXISTING METAL TUBE BITTERSWEET GLOSS ENAMEL PAINT LOUVERS AT  
 PENITENTIARY BITTERSWEET SEMI-GLOSS ENAMEL PAINT DOORS BLUE BRIO  
 SEMI-GLOSS ENAMEL AND FRAMES BLACK PAINT ROOF LADDERS AND CAP FLASHING  
 WHITE TO MATCH THORSEAL

john james wallace & associates architects a.i.a.  
 102 north cascade avenue, 300 colorado springs, colorado 80903 telephone 303-632-2623

TRW CS-3  
 3650 north nevada avenue colorado springs, colorado 80907

drawing title:   
 drawn:   
 checked:   
 issued:   
 revised:   
 of sa4